İŞ YATIRIM

GÜNLÜK YABANCI ORANLARI TABLOSU

GÜNLÜK DEĞİŞİME GÖRE

BIST'in yabancı payı günlük değişimi 0,08 Puan

En Çok Artan	Cari Değer	25/11/2026	Puan	HAO %	Günlük	En Çok Azalan	Cari Değer	25/11/2026	Puan	HAO %	Günlük
Hisseler	Yabancı Payı	Yabancı Payı	Değ. bps		Getiri %	Hisseler	Yabancı Payı	Yabancı Payı	Değ. bps		Getiri %
KARCL	2,20	1,28	0,92	13	10,0	AYDEM	18,00	20,57	-2,57	17	-10,0
HRKET	3,13	2,35	0,78	27	-0,8	BRKVY	1,52	3,30	-1,78	24	-1,1
EFOR	14,86	14,11	0,75	26	1,3	SKTAS	2,05	3,13	-1,09	60	-4,9
INFO	3,23	2,58	0,65	56	-1,4	ISGSY	0,71	1,70	-1,00	37	2,2
SKYLP	1,61	1,00	0,60	52	-10,0	MCARD	0,34	1,21	-0,86	16	10,0
KTLEV	10,00	9,41	0,59	30	10,0	HKTM	1,35	2,07	-0,72	72	2,9
TAVHL	66,43	65,92	0,51	49	0,2	FMIZP	3,59	4,31	-0,72	22	2,4
EDATA	2,59	2,10	0,49	30	0,3	BULGS	6,38	7,10	-0,72	26	0,4
SVGYO	2,17	1,68	0,49	12	9,7	MERKO	0,91	1,60	-0,70	81	0,0
BRSAN	15,39	14,92	0,47	21	0,6	DUNYH	2,89	3,57	-0,68	63	-2,6

HAFTALIK DEĞİŞİME GÖRE

BIST'in yabancı payı haftalık değişim -0,04 Puan

En Çok Artan	Cari Değer	19/11/2026	Puan	HAO %	Hafta	En Çok Azalan	Cari Değer	19/11/2026	Puan	HAO %	Hafta
Hisseler	Yabancı Payı	Yabancı Payı	Değ. bps		Getiri %	Hisseler	Yabancı Payı	Yabancı Payı	Değ. bps		Getiri %
OBAMS	11,68	5,01	6,68	26	-9,5	AYDEM	18,00	22,32	-4,32	17	-8,2
TMPOL	3,98	1,22	2,77	64	-12,6	ANELE	1,10	4,65	-3,55	21	-30,8
THYAO	32,21	30,31	1,90	49	-5,6	BULGS	6,38	9,42	-3,05	26	-28,2
BRSAN	15,39	14,16	1,23	21	2,5	DOFRB	7,99	10,88	-2,89	28	-7,3
DOCO	44,04	42,82	1,22	72	-0,5	TKNKA	0,39	3,27	-2,88	14	-17,9
BIGTK	1,56	0,39	1,17	31	-21,8	KLSYN	11,43	14,10	-2,67	21	-11,4
SELEC	15,95	14,80	1,14	12	-6,9	IHAAS	30,12	32,71	-2,59	28	-27,3
ICUGS	1,61	0,48	1,13	94	-8,8	DURKN	5,12	7,71	-2,59	32	-9,3
BINBN	26,19	25,08	1,11	11	-18,6	SKTAS	2,05	4,45	-2,41	60	-7,9
FZLGY	2,60	1,51	1,09	14	-1,4	KRGYO	1,34	3,75	-2,41	26	-7,8

AYLIK DEĞİŞİME GÖRE

BIST'in yabancı payı aylık değişimi 1,00 Puan

En Çok Artan	Cari Değer	26/10/2026	Puan	HAO %	Ay	En Çok Azalan	Cari Değer	26/10/2026	Puan	HAO %	Ay
Hisseler	Yabancı Payı	Yabancı Payı	Chng. bps		Getiri %	Hisseler	Yabancı Payı	Yabancı Payı	Chng. bps		Getiri %
THYAO	32,21	22,46	9,75	49	19,9	HRKET	3,13	14,95	-11,82	27	4,8
OBAMS	11,68	4,82	6,87	26	-10,3	EFOR	14,86	25,63	-10,77	26	-26,1
KOCMT	8,47	1,95	6,53	22	-5,2	ORGE	20,04	28,38	-8,35	47	-5,6
PGSUS	16,03	11,79	4,23	46	21,5	TKNKA	0,39	8,67	-8,28	14	39,7
BESTE	4,37	0,52	3,85	29	-8,4	SARAE	2,02	9,50	-7,48	17	8,6
YKBNK	27,64	24,29	3,35	39	-6,5	ATATP	8,05	15,14	-7,10	19	-17,6
DOCO	44,04	40,77	3,27	72	14,9	IEYHO	14,24	21,14	-6,90	29	0,5
KTLEV	10,00	7,10	2,90	30	77,8	RALYH	3,65	10,23	-6,58	35	-64,3
GLRYH	5,99	3,22	2,77	71	-17,7	AYDEM	18,00	24,31	-6,31	17	-17,4
TABGD	61,15	58,38	2,77	32	-4,6	ISVEA	0,08	6,23	-6,15	23	46,2

YILİÇİ DEĞİŞİME GÖRE

BIST'in yabancı payı yılıçi değişimi 2,18 Puan

En Çok Artan	Cari Değer	31/12/2025	Puan	HAO %	Yılıçi	En Çok Azalan	Cari Değer	31/12/2025	Puan	HAO %	Yılıçi
Hisseler	Yabancı Payı	Yabancı Payı	Chng. bps		Getiri %	Hisseler	Yabancı Payı	Yabancı Payı	Chng. bps		Getiri %
AKCNS	76,78	12,71	64,07	5	1,6	ANELE	1,10	71,32	-70,22	21	-45,2
ECOGR	29,18	1,82	27,36	14	-24,4	BINBN	26,19	58,31	-32,12	11	-81,3
MAVI	55,32	34,47	20,85	69	-24,6	ESCAR	12,11	34,77	-22,66	15	-64,9
TABGD	61,15	40,33	20,82	32	-15,7	OZATD	1,89	20,32	-18,43	16	-38,5
ASTOR	66,14	46,99	19,15	43	26,6	IHAAS	30,12	48,41	-18,30	28	-77,3
EUPWR	25,34	10,24	15,10	38	-6,5	EGEGY	5,57	23,56	-17,99	29	-29,3
AEFES	53,52	38,61	14,91	32	-2,5	RGYAS	36,07	54,01	-17,94	24	16,2
GMTAS	40,63	27,17	13,46	75	100,6	FROTO	16,97	34,49	-17,52	17	-23,0
TUPRS	49,76	37,92	11,85	49	85,8	DESA	2,30	16,86	-14,56	16	-35,7
MOPAS	13,52	2,16	11,36	20	-65,2	DOFER	3,53	17,81	-14,28	34	-67,1

BIST YILİÇİ YABANCI ORANI GRAFİĞİ

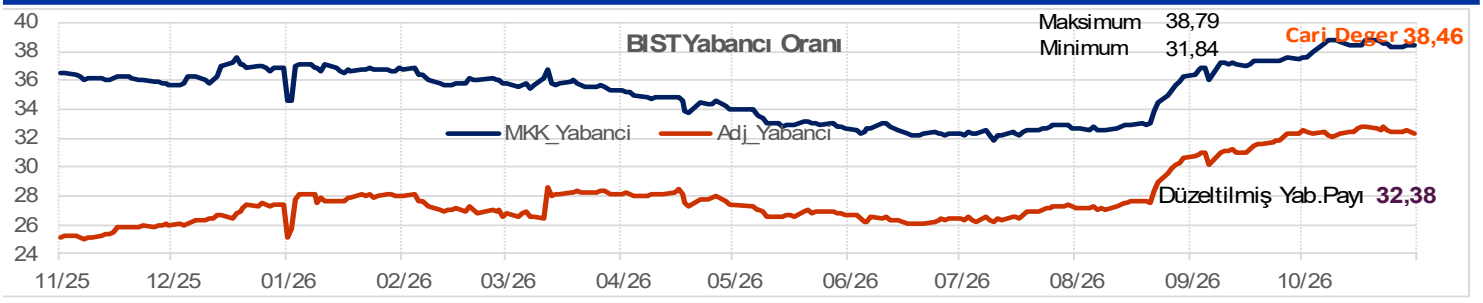

İş Yatırım | Şirket İçi | Internal
Lütfen bu rapor ile ilgili önemli bilgiler için yasal uyarı ve derecelendirme notuna bakınız.

GÜNLÜK YABANCI ORANLARI TABLOSU

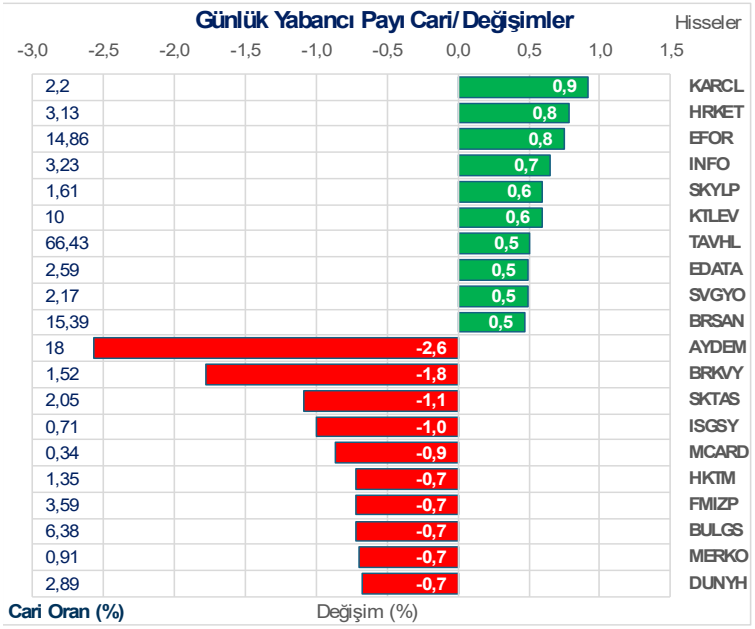

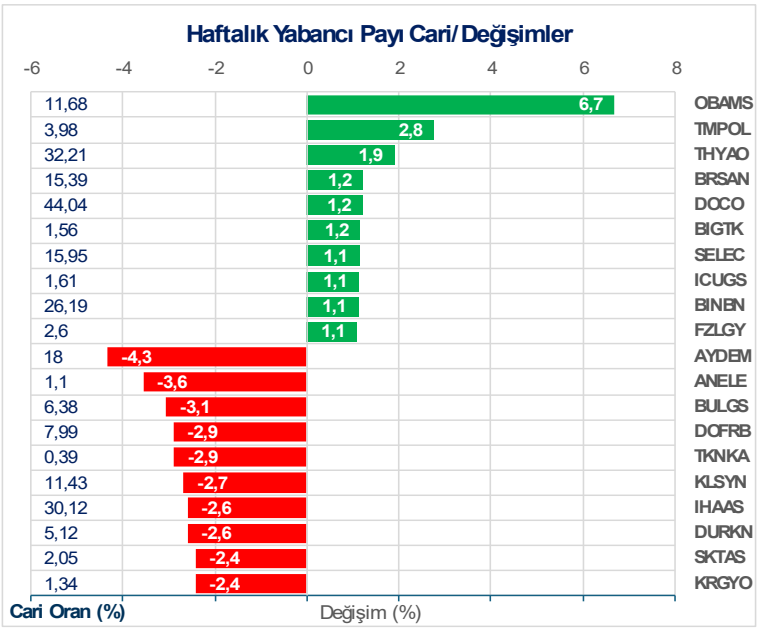

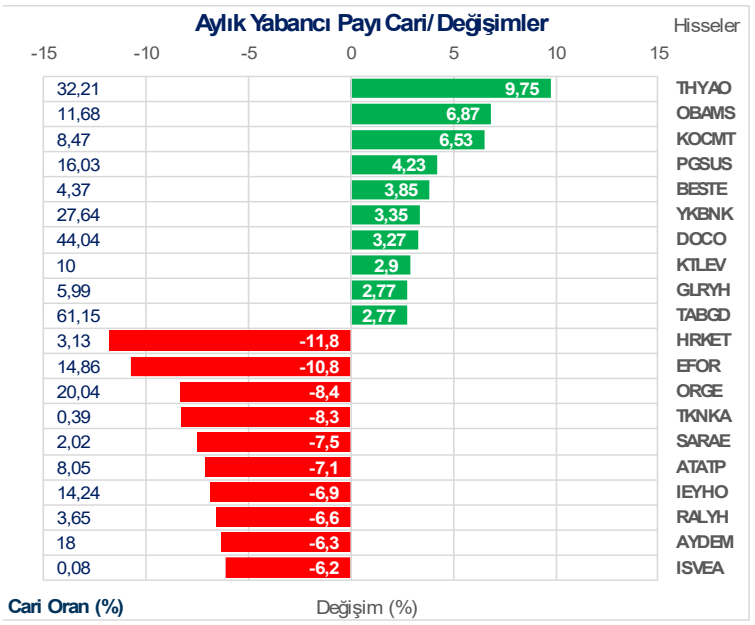

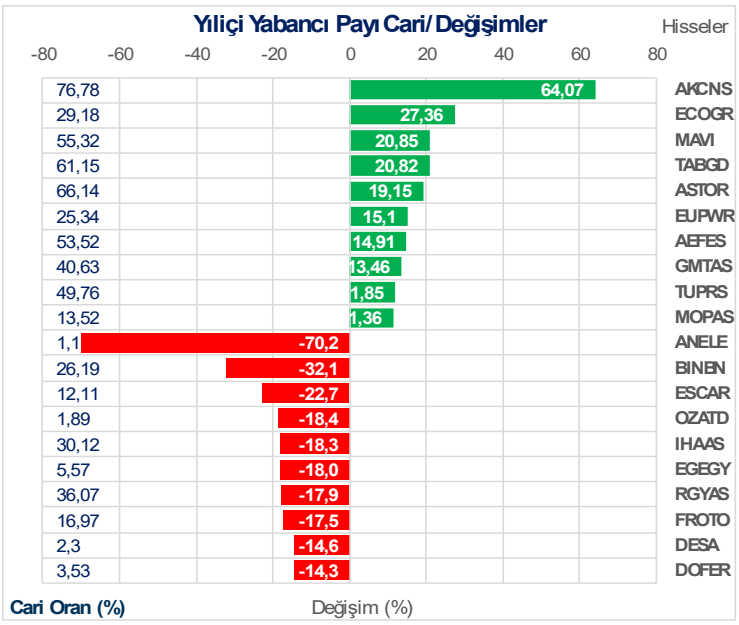

Lütfen raporun uçuncu kısmı ve yer alan bilgilendirme notuna bakınız.

GÜNLÜK YABANCI ORANLARI TABLOSU

CARİ HİSSE YABANCI ORANLARI (4.0 bps'den büyük olanlar)									
Hisse	Yabancı Payi(%)	Hisse	Yabancı Payi(%)	Hisse	Yabancı Payi(%)	Hisse	Yabancı Payi(%)	Hisse	Yabancı Payi(%)
A1CAP	9,67	EGEPO	5,42	KZBGY	8,30	TCELL	78,10		
ADESE	9,41	EKDMR	11,46	LIDER	11,31	TCKRC	11,09		
AEFES	53,52	EKGYO	20,94	LIDFA	8,86	TEHOL	8,22		
AGESA	60,10	EKSUN	6,15	LILAK	7,97	TEKTU	6,68		
AGHOL	30,54	EMPAE	7,46	LINK	7,76	THYAO	32,21		
AHGAZ	14,62	ENERY	10,34	LOGO	30,03	TKFEN	5,70		
AKBNK	44,96	ENJSA	35,28	LXGYO	5,15	TNZTP	7,56		
AKCNS	76,78	ENKAI	26,12	LYDYE	7,04	TOASO	21,98		
AKFGY	6,57	ENSRI	8,38	MACKO	11,59	TRALT	26,96		
AKFYE	22,91	EREGL	31,79	MAGEN	17,34	TRENJ	22,05		
AKGRT	32,66	ESCAR	12,11	MARMR	7,07	TRGYO	14,41		
AKHAN	13,28	ESEN	9,95	MAVI	55,32	TRMET	35,14		
AKSA	18,44	EUPWR	25,34	MEGMT	7,12	TSKB	26,54		
AKSEN	6,08	EUREN	5,96	MEKAG	5,04	TTKOM	40,28		
AKSGY	8,66	FENER	5,67	METEN	14,44	TTRAK	29,76		
ALARK	21,29	FORMT	7,84	MGROS	42,64	TUPRS	49,76		
ALBRK	21,52	FRIGO	5,48	MNDTR	82,55	TURSG	10,35		
ALFAS	6,19	FROTO	16,97	MOGAN	9,06	UCAYM	5,61		
ALKIM	5,21	GARAN	7,41	MOPAS	13,52	ULKER	74,49		
ALKLC	7,47	GENIL	15,51	MPARK	51,87	ULUFA	6,40		
ALTNY	6,56	GESAN	12,19	MRSHL	79,81	ULUSE	80,31		
ALVES	8,49	GLCVY	11,19	MTRKS	6,32	VAKFN	5,76		
ANHYT	17,25	GLRYH	5,99	NUHCM	19,48	VAKKO	13,26		
ANSGR	13,69	GLYHO	25,67	OBAMS	11,68	VBTYZ	11,94		
ARASE	14,64	GMTAS	40,63	OBASE	5,26	VERUS	37,58		
ARCLK	13,13	GOLDA	13,74	ODAS	8,38	VKGYO	8,14		
ARENA	26,25	GOLTS	8,91	ODINE	5,14	VSNMD	7,62		
ARTMS	5,16	GOODY	48,96	ORCAY	5,10	YATAS	13,81		
ASELS	50,76	GRSEL	11,02	ORGE	20,04	YEOTK	11,01		
ASTOR	66,14	GRTHO	6,03	ORZAX	6,57	YGGYO	6,55		
ASUZU	5,71	GSDHO	13,17	OTKAR	10,66	YKBNK	27,64		
ATATP	8,05	GUBRF	11,36	OYAKC	6,26	YYLGD	6,61		
AYDEM	18,00	GWIND	14,47	OYYAT	7,31	ZGYO	41,94		
AYGAZ	63,33	GZNMI	6,31	OZKGY	6,55	ZOREN	29,58		
BALSU	7,72	HATSN	8,50	OZSUB	7,87				
BANVT	77,59	HEKTS	7,54	OZYSR	10,37				
BARMA	6,70	HTTBT	25,22	PAGYO	5,34				
BASGZ	7,03	IEYHO	14,24	PASEU	9,34				
BERA	6,99	IHAAS	30,12	PATEK	5,55				
BFREN	23,69	IHLAS	10,71	PEKGY	13,25				
BIGCH	10,90	IHLGM	15,71	PENGD	9,11				
BIMAS	48,30	INDES	15,77	PENTA	8,01				
BINBN	26,19	INVES	7,32	PETKM	14,00				
BIOEN	6,87	ISCTR	26,12	PGSUS	16,03				
BJKAS	5,74	ISDMR	21,24	PKART	30,60				
BRISA	8,51	ISFIN	9,86	POLHO	8,96				
BRSAN	15,39	ISGYO	8,00	POLTK	17,40				
BSOKE	10,66	ISMEN	34,25	PSGYO	5,59				
BTCIM	7,98	IZENR	11,12	QUAGR	7,55				
BULGS	6,38	IZMDC	6,69	RAYSG	86,14				
BYDNR	6,76	KAPLM	5,91	REEDR	5,74				
CANTE	5,18	KAREL	5,79	RGYAS	36,07				
CATES	6,30	KARTN	5,48	RYGYO	47,77				
CCOLA	89,00	KAYSE	8,52	RYSAS	59,97				
CIMSA	11,30	KCAER	15,49	SAHOL	34,37				
CVKMD	6,72	KCHOL	51,36	SANFM	7,93				
CWENE	6,37	KIMMR	6,08	SARKY	5,14				
DAGI	10,69	KLKIM	6,87	SASA	12,86				
DAPGM	9,91	KLRHO	8,10	SDTTR	7,73				
DGATE	10,39	KLSYN	11,43	SEGMN	5,47				
DITAS	5,34	KLYPV	5,50	SELEC	15,95				
DOAS	17,40	KMPUR	10,01	SISE	9,65				
DOCO	44,04	KOCMT	8,47	SKBNK	9,04				
DOFRB	7,99	KONYA	53,75	SMRTG	9,14				
DOHOL	25,46	KORDS	9,85	SMRVA	12,73				
DSTKF	5,31	KRDMA	19,10	SNGYO	10,43				
DURKN	5,12	KRDMD	23,66	SOKM	34,32				
EBEBK	13,92	KRONT	5,66	SRVGY	16,65				
ECILC	5,28	KRPLS	11,44	SUNTK	6,31				
ECOGR	29,18	KRSTL	9,63	SUWEN	13,27				
EFOR	14,86	KRVGD	19,24	TABGD	61,15				
EGEEN	6,85	KTLEV	10,00	TATGD	10,20				
EGEGY	5,57	KUYAS	8,72	TAVHL	66,43				

İş Yatırım | Şirket İçi | Internal
İşbu rapor, yorum, tavsiye ve tavsiye niteliğindeki fikirlerin yasal uyarılar ve önemli bilgilendirme notuna bakınız.

GÜNLÜK YABANCI ORANLARI TABLOSU

Yabancı Oranı 10 Günlük Artış Matrisi (10 Gündür Sürekli Artan Hisseler)

Hisse	Gun	T	T-1	T-2	T-3	T-4	T-5	T-6	T-7	T-8	T-9
CELHA	10	3,74	3,74	3,72	3,51	3,43	3,23	2,63	2,59	2,39	2,35
ENDAE	7	2,78	2,45	2,17	2,16	2,15	2,13	2,02			
AKSEN	6	6,08	6,01	5,93	5,86	5,82	5,78				
CLEBI	6	4,21	4,20	4,14	4,07	4,05	4,04				
SNGYO	6	10,43	10,43	10,43	10,37	10,35	10,29				
BRYAT	5	4,22	4,20	4,19	4,18	4,17					
KUVVA	5	0,77	0,72	0,69	0,58	0,55					
ENJSA	5	35,28	35,18	35,16	35,10	35,05					
LILAK	5	7,97	7,96	7,91	7,86	7,85					
DOCO	5	44,04	44,00	43,73	43,50	43,27					
SELEC	5	15,95	15,75	15,60	15,39	15,22					
FZLGY	4	2,60	2,38	2,31	1,80						
OZSUB	4	7,87	7,79	7,53	7,50						
LMKDC	4	2,46	2,42	2,24	2,14						
TAVHL	4	66,43	65,92	65,50	65,48						
AVPGY	4	3,17	3,12	3,09	3,06						
A1CAP	4	9,67	9,35	9,22	8,88						
BINBN	4	26,19	25,90	24,67	24,21						
YIGIT	4	1,25	1,23	1,18	1,05						
TATEN	4	2,86	2,80	2,71	2,42						
KRTEK	4	0,53	0,36	0,29	0,25						
QUICK	4	0,95	0,86	0,72	0,69						
BESTE	4	4,37	4,29	4,24	4,22						
BALSU	4	7,72	7,54	7,24	7,14						
KPEKS	4	3,02	2,66	2,64	1,79						
EDIP	4	1,51	1,51	1,44	1,40						
BTCIM	4	7,98	7,77	7,70	7,45						
SMRTG	4	9,14	9,01	8,99	8,97						
SNICA	4	0,92	0,92	0,77	0,76						
YGGYO	4	6,55	6,54	6,53	6,53						
GLCVY	4	11,19	11,18	11,11	11,05						
IZFAS	4	4,68	4,63	4,53	4,42						
OYAKC	4	6,26	6,26	6,25	6,24						
MEGMT	4	7,12	7,10	6,98	6,84						
MOGAN	4	9,06	9,03	8,86	8,71						
INGRM	3	0,30	0,29	0,28							
BFREN	3	23,69	23,67	23,66							
POLTL	3	1,89	1,84	1,74							
BLUME	3	3,19	3,08	3,00							
KONTR	3	1,79	1,78	1,77							
OTTO	3	2,69	2,64	2,27							
BRSAN	3	15,39	14,92	14,23							
GWIND	3	14,47	14,44	14,42							
SVGYO	3	2,17	1,68	1,46							
EBEBK	3	13,92	13,85	13,73							
RYGYO	3	47,77	47,75	47,73							
ESCAR	3	12,11	12,06	11,96							
YAPRK	3	0,66	0,51	0,48							
DOAS	3	17,40	17,35	17,11							
ODINE	3	5,14	4,69	4,41							
GLYHO	3	25,67	25,61	25,56							
TARKM	3	2,61	2,57	2,52							
GRSEL	3	11,02	10,89	10,86							
FONET	3	1,84	1,83	1,78							
KRDMB	3	2,54	2,48	2,27							
ZERGY	3	2,57	2,29	2,11							
MARTI	3	1,31	1,18	1,13							
KLKIM	3	6,87	6,85	6,82							
MASFN	3	0,54	0,50	0,35							
BANVT	2	77,59	77,58								
DERHL	2	2,24	2,14								
ALKLC	2	7,47	7,46								
ARTMS	2	5,16	5,06								
ULKER	2	74,49	74,23								
DOGUB	2	0,36	0,34								
HURGZ	2	1,67	1,61								
AVGYO	2	0,22	0,16								
KRVGD	2	19,24	19,13								
EUPWR	2	25,34	25,20								
ONRYT	2	4,30	4,18								
VKFYO	2	0,82	0,82								
PARSN	2	0,30	0,29								
EDATA	2	2,59	2,10								
VANGD	2	1,27	1,17								
ALBTN	2	1,20	1,15								
PNSUT	2	0,21	0,21								
DGNMO	2	1,56	1,52								
PRZMA	2	1,30	1,29								
ATATP	2	8,05	7,97								
TUPRS	2	49,76	49,76								
DSTKF	2	5,31	5,30								
TGSAS	2	1,91	1,69								
KBORU	2	4,49	4,47								
ICBCT	2	3,10	3,05								
SURGY	2	2,36	2,30								
KCAER	2	15,49	15,44								
KCHOL	2	51,36	51,31								
GRNYO	2	2,28	2,27								
PENGD	2	9,11	9,07								
KLGYO	2	1,91	1,83								
NUHCM	2	19,48	19,47								
KOTON	2	1,30	1,29								
SEGMN	2	5,47	5,25								

Yabancı Oranı 10 Günlük Artış Matrisi (10 Gündür Sürekli Artan Hisseler)

Hisse	Gun	T	T-1	T-2	T-3	T-4	T-5	T-6	T-7	T-8	T-9
PKART	2	30,60	30,58								
TKNKA	2	0,39	0,11								
IHLAS	2	10,71	10,64								
MEPET	2	0,69	0,68								
MGROS	2	42,64	42,21								
MTRKS	2	6,32	5,89								
OYAYO	2	0,11	0,10								
ORGE	2	20,04	19,64								

İşbu rapor yatırım danışmanlığı kapsamında yatırımcıların bilgilendirme notuna bakınız.

GÜNLÜK YABANCI ORANLARI TABLOSU

Yabancı Oranı 10 Günlük Düşüş Matrisi (10 Gündür Sürekli Düşen Hisseler)

Hisse	Gun	T	T-1	T-2	T-3	T-4	T-5	T-6	T-7	T-8	T-9
YYLGD	10	6,61	6,74	6,80	6,82	6,88	7,01	7,21	7,63	7,75	7,77
PAGYO	10	5,34	5,36	5,37	5,38	5,39	5,41	5,43	5,44	5,47	5,49
TURGG	10	0,50	0,52	0,57	0,60	0,62	0,64	0,68	0,72	0,80	0,85
EGSER	10	1,30	1,39	1,45	1,52	1,55	1,64	1,67	1,70	1,76	1,81
ERBOS	10	1,89	2,31	2,33	2,36	2,41	2,43	2,46	2,47	2,49	2,54
ALFAS	10	6,19	6,22	6,24	6,40	6,56	6,77	6,82	6,99	7,10	7,13
ALVES	10	8,49	8,50	8,54	8,57	8,63	8,67	8,71	8,76	8,78	8,79
HATEK	10	3,26	3,34	3,42	3,43	3,47	3,68	3,76	3,79	3,98	4,35
HLGYO	10	3,79	3,92	3,98	4,10	4,12	4,20	4,31	4,34	4,52	4,73
KAREL	10	5,79	6,22	6,37	6,71	6,94	7,62	7,65	7,72	7,98	8,03
KMPUR	10	10,01	10,19	10,23	10,26	10,37	10,56	10,70	10,73	10,85	10,97
ZRGYO	9	4,11	4,12	4,16	4,16	4,19	4,21	4,26	4,28	4,28	
DOFRB	8	7,99	8,39	9,65	10,47	10,52	10,88	11,33	11,61		
TSGYO	8	0,45	0,48	0,52	0,53	0,53	0,59	0,60	0,61		
AKGRT	8	32,66	32,70	32,80	33,10	33,26	33,45	33,49	33,56		
BAGFS	8	4,61	4,69	4,75	4,88	4,93	5,06	5,12	5,18		
BNTAS	8	0,40	0,41	0,46	0,49	0,53	0,65	0,70	0,71		
OYLUM	8	0,54	0,55	0,57	0,58	0,60	0,63	0,64	0,65		
EKOS	8	4,99	5,20	5,41	5,45	5,55	5,93	6,09	6,11		
ESEN	8	9,95	10,00	10,14	10,17	10,21	10,24	10,43	11,11		
SARKY	8	5,14	5,20	5,21	5,25	5,25	5,27	5,31	5,34		
HEKTS	8	7,54	7,71	8,02	8,53	8,83	9,03	9,50	9,52		
SOKE	7	1,87	1,91	1,99	2,02	2,03	2,16	2,22			
LINK	7	7,76	7,79	7,82	7,92	8,05	8,38	8,65			
SUWEN	7	13,27	13,28	13,30	13,34	13,34	13,36	13,40			
RGYAS	7	36,07	36,08	36,31	36,64	36,94	37,20	37,50			
SRVGY	7	16,65	16,67	16,70	16,73	16,77	16,83	16,88			
MEDTR	7	2,52	2,58	2,61	2,63	2,66	2,74	2,81			
BEGYO	7	4,74	4,78	4,94	5,00	5,10	5,24	5,32			
DOHOL	6	25,46	25,47	25,48	25,54	25,56	25,67				
TUREX	6	1,27	1,30	1,38	1,45	1,52	1,75				
MANAS	6	3,81	4,00	4,21	4,67	5,29	5,33				
KAYSE	6	8,52	8,67	8,82	8,90	8,94	9,49				
GOZDE	6	0,60	0,60	0,61	0,63	0,63	0,65				
SAHOL	6	34,37	34,43	34,57	34,66	34,77	35,19				
TRMET	6	35,14	35,32	35,90	35,97	36,07	36,24				
IHAAS	6	30,12	30,29	30,45	30,68	32,51	32,71				
TTRAK	6	29,76	29,77	29,85	29,90	29,94	29,97				
AKBNK	6	44,96	45,11	45,37	45,87	45,94	46,29				
INVES	6	7,32	7,34	7,36	7,37	7,38	7,45				
TRGYO	6	14,41	14,46	14,80	14,96	15,21	15,33				
OSMEN	6	1,53	1,61	1,72	1,73	1,75	1,84				
AHGAZ	5	14,62	14,63	14,80	14,84	14,86					
ARFYE	5	2,34	2,41	3,30	4,26	4,34					
DOKTA	5	1,06	1,07	1,08	1,08	1,08					
IZENR	5	11,12	11,21	11,49	11,55	11,56					
LUKSK	5	1,04	1,06	1,07	1,13	1,16					
OZKGY	5	6,55	6,56	6,58	6,60	6,63					
DITAS	5	5,34	5,37	5,65	5,69	5,79					
AVHOL	5	3,50	3,60	3,89	3,90	4,66					
DURKN	5	5,12	5,17	5,60	5,97	6,30					
MNDRS	5	1,19	1,19	1,20	1,22	1,24					
GARAN	5	7,41	7,48	7,60	7,64	7,67					
BMSCH	5	0,08	0,10	0,13	0,17	0,24					
SERNT	5	1,46	1,53	1,60	1,66	1,76					
EUREN	5	5,96	5,99	6,02	6,12	6,15					
AGYO	5	0,01	0,02	0,04	0,06	0,06					
KRGYO	5	1,34	1,48	1,66	1,96	3,04					
ONCSM	5	2,84	3,00	3,00	3,11	3,39					
NTHOL	5	2,90	2,91	2,95	2,96	2,96					
DGATE	5	10,39	10,45	10,51	10,75	10,79					
POLHO	5	8,96	8,99	9,14	9,21	9,27					
FADE	5	2,82	3,02	3,21	3,35	3,44					
SILVR	5	1,04	1,05	1,10	1,10	1,11					
KRSTL	5	9,63	9,81	9,85	10,06	10,14					
NUGYO	5	3,59	3,59	3,60	3,62	3,66					
ISFIN	5	9,86	9,91	10,02	10,02	10,03					
PRDGS	5	1,05	1,06	1,07	1,16	1,58					
ECZYT	4	3,62	3,64	3,68	3,77						
AYDEM	4	18,00	20,57	20,87	21,46						
AKHAN	4	13,28	13,71	13,82	14,27						
TTKOM	4	40,28	40,47	40,68	40,76						
KLSYN	4	11,43	11,94	13,22	14,35						
ALARK	4	21,29	21,41	21,65	21,69						
DEVA	4	2,94	2,94	2,94	2,95						
AKFGY	4	6,57	6,64	6,65	6,69						
SISE	4	9,65	9,77	9,93	10,04						
INVEO	4	0,29	0,29	0,32	0,32						
SANKO	4	0,98	1,07	1,19	1,23						
ALGYO	4	4,59	4,78	4,84	4,84						
TKFEN	4	5,70	5,79	5,85	5,88						
BAKAB	4	3,20	3,32	3,34	3,47						
ORCAY	4	5,10	5,14	5,28	5,39						
RODRG	4	4,66	4,80	4,87	4,95						
PKENT	4	0,12	0,24	0,35	0,38						
BIZIM	4	1,54	1,59	1,63	1,70						
TSKB	4	26,54	26,58	26,62	26,66						
RUZYE	4	2,95	3,12	3,44	3,54						
BURVA	4	1,06	1,23	1,23	1,37						
SMRVA	4	12,73	12,91	13,37	13,56						
DGGYO	4	0,01	0,01	0,01	0,01						
ARZUM	3	0,99	1,12	1,15							
BIOEN	3	6,87	7,04	7,31							

Yabancı Oranı 10 Günlük Düşüş Matrisi (10 Gündür Sürekli Düşen Hisseler)

Hisse	Gun	T	T-1	T-2	T-3	T-4	T-5	T-6	T-7	T-8	T-9
BLCYT	3	3,69	3,78	4,12							
AYEN	3	4,65	4,66	4,67							
CVKMD	3	6,72	6,74	6,75							
DAGI	3	10,69	11,10	11,26							
KLRHO	3	8,10	8,12	8,20							
AGHOL	3	30,54	30,56	30,59							
ISSEN	3	1,73	1,74	1,77							
ANSGR	3	13,69	13,72	13,75							
MOBTL	3	3,38	3,79	4,09							
BSOKE	3	10,66	10,80	11,96							
EKIM	3	0,33	0,39	0,59							
IHLGM	3	15,71	16,16	16,96							
OSTIM	3	1,88	2,02	2,16							
VAKBN	3	1,04	1,06	1,10							
KRONT	3	5,66	5,67	5,68							
BUKAS	3	5,74	5,79	6,16							
POLTK	3	17,40	17,40	17,40							
GOLDA	3	13,74	13,80	14,04							
TOASO	3	21,98	22,05	22,11							
DYOBY	3	1,27	1,28	1,29							
YUNSA	3	4,31	4,42	4,46							
ETILR	3	0,69	0,81	0,81							
NTGAZ	3	4,76	4,82	4,82							
BRKSN	3	0,14	0,15	0,16							
VESBE	3	4,28	4,32	4,37							
ECOGR	3	29,18	29,40	29,45							
IMASM	3	4,10	4,40	4,62							
KLYPV	3	5,50	5,51	5,55							
BURCE	3	2,04	2,25	5,23							
MAKIM	3	0,09	0,11	0,12							
EPLAS	3	1,18	1,19	1,23							
ESCOM	3	0,56	0,63	0,73							
KONYA	3	53,75	53,80	53,85							
MNDTR	3	82,55	82,57	82,58							
FENER	3	5,67	5,78	5,85							
LIDER	3	11,31	11,77	11,91							
GIPTA	3	1,12	1,19	1,33							
REEDR	3	5,74	5,86	6,04							
HOROZ	3	3,39	3,60	4,05							
SONME	3	0,63	0,65	0,75							
KORDS	3	9,85	9,92	9,96							
OBAMS	3	11,68	11,78	11,94							
GUBRF	3	11,36	11,39	11,60							
VERUS	3	37,58	37,61	37,62							
MAGEN	3	17,34	17,94	18,08							
SKTAS	3	2,05	3,13	4,26							
ADEL	2	0,07	0,09								
BRLSM	2	4,46	4,51								
AAGYO	2	4,08	4,11								
ALKA	2	1,52	1,56								
ADESE	2	9,41	9,56								
ANGEN	2	1,83	1,84								
AKSUE	2	4,14	4,79								
BAHKM	2	2,55	2,77								
FROTO	2	16,97	17,01								
BRKVY	2	1,52	3,30								
AHSGY	2	1,07	1,07								
ARASE	2	14,64	14,67								
BOBET	2	0,39	0,39								
ARDYZ	2	1,87	2,09								
BAYRK	2	0,88	0,92								
AEFES	2	53,52	53,56								
ISVEA	2	0,08	0,12								
CEMZY	2	2,20	2,32								
ARSAN	2	1,21	1,30								
AVOD	2	3,32	3,37								
GEDZA	2	1,20	1,24								
CANTE	2	5,18	5,23								
CITAS	2	1,17	1,26								
BVSAN	2	0,78	1,11								
VAKFN	2	5,76	6,06								
DCTTR	2	2,01	2,29								
ATAKP	2	3,93	3,93								
ISCTR	2	26,12	26,18								
MEYSU	2	1,71	1,96								
DESPC	2	4,72	4,80								
DERIM	2	3,84	3,87								
AGROT	2	3,19	3,28								
YEOTK	2	11,01	11,15								
FRMPL	2	4,15	4,22								
CONSE	2	4,84	4,85								
BOSSA	2	0,09	0,09								
RNPOL	2	0,55	0,58								
CIMSA	2	11,30	11,33								
KRDMD	2	23,66	23,89								
ERSU	2	2,44	2,54								
TRALT	2	26,96	27,30								
KOCMT	2	8,47	8,89								
DOFER	2	3,53	3,55								
KZBGY	2	8,30	8,32								
ZOREN	2	29,58	29,74								
DNISI	2	0,05	0,07								

Tüm hisse senedi alış satışlarınızda yatırım bilgilendirme notuna bakınız.

GÜNLÜK YABANCI ORANLARI TABLOSU

YABANCI ORANI GRAFİKLERİ BIST-50 İÇİN

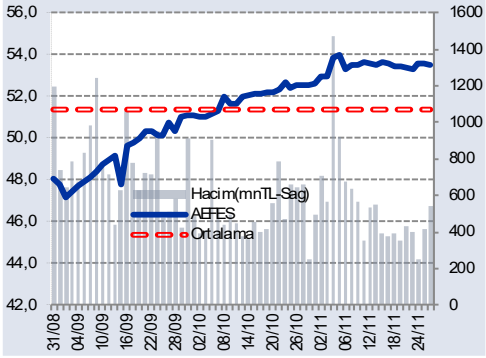

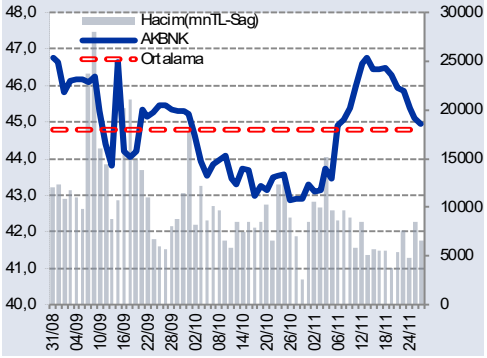

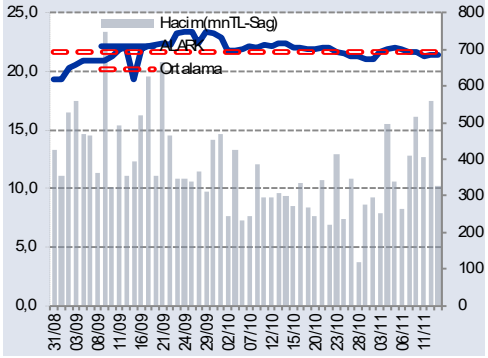

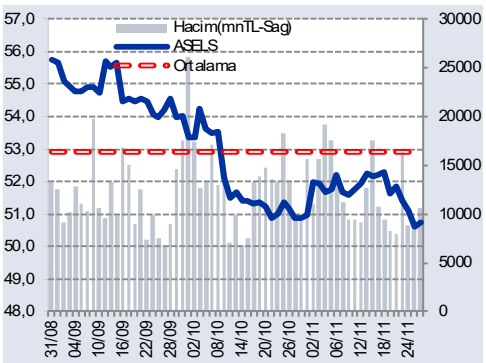

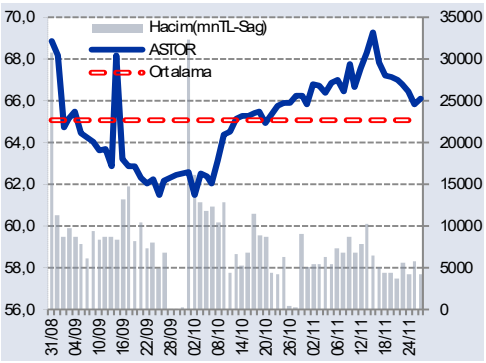

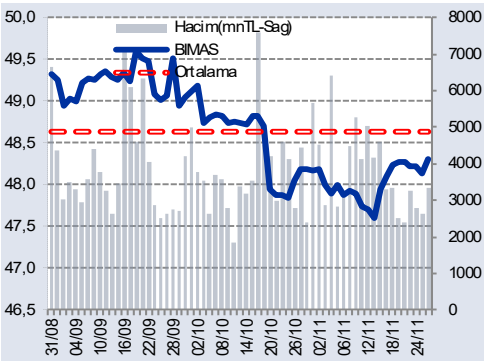

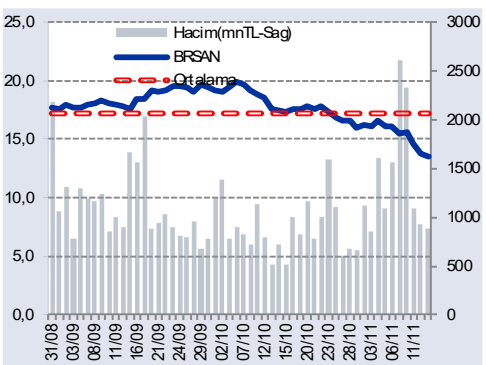

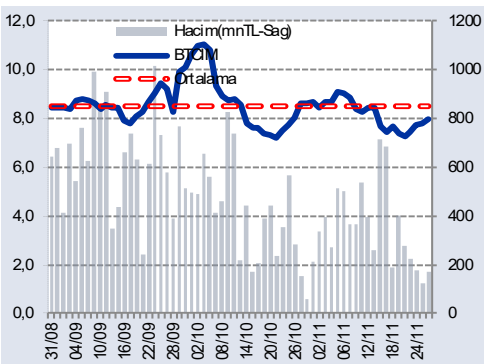

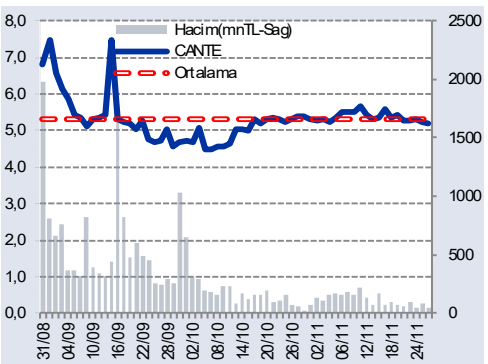

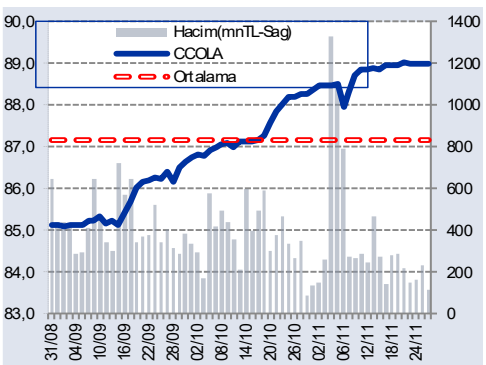

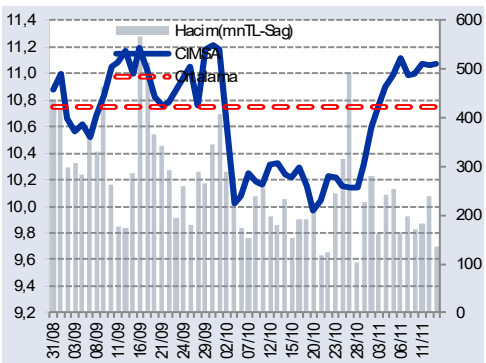

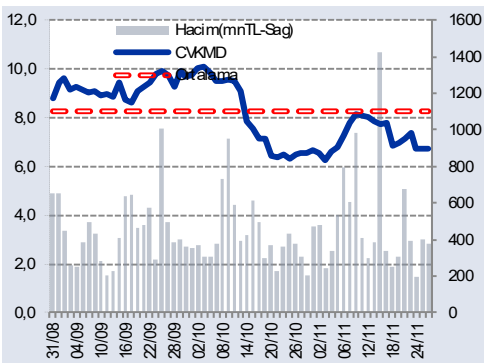

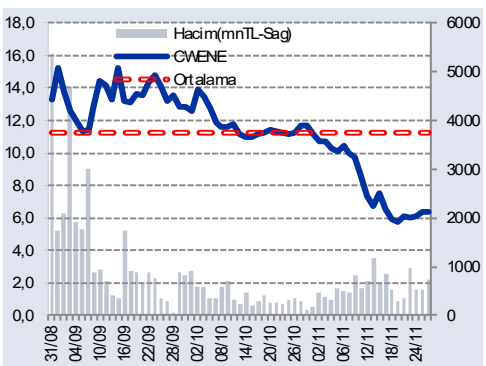

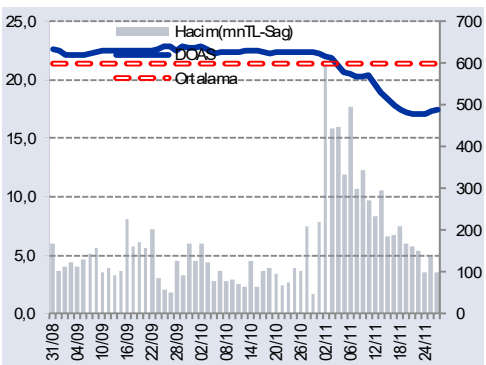

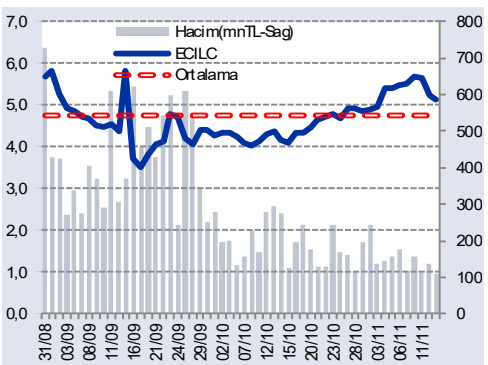

Lütfen dipnotlarımızı inceleyiniz ve yer alan bilgilendirme notuna bakınız.

GÜNLÜK YABANCI ORANLARI TABLOSU

YABANCI ORANI GRAFİKLERİ BIST-50 İÇİN

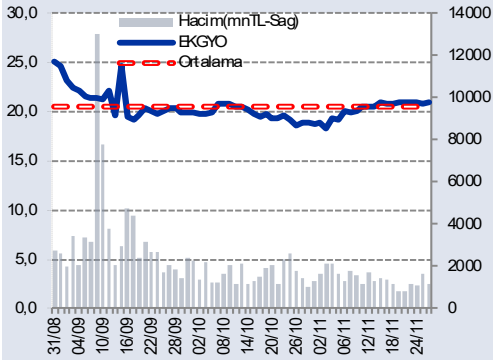

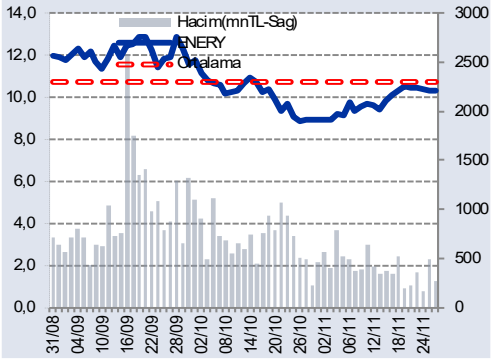

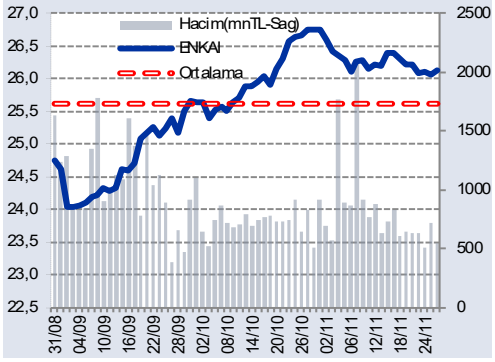

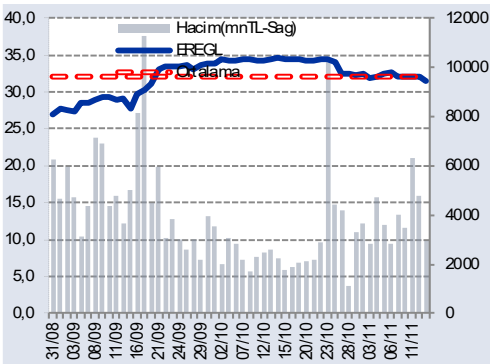

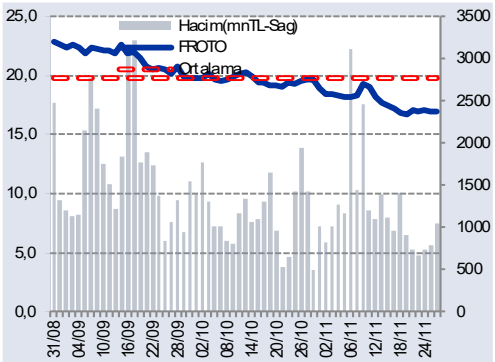

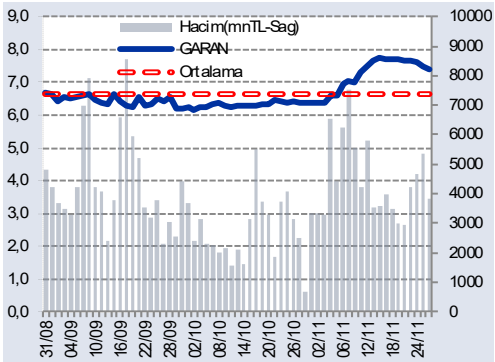

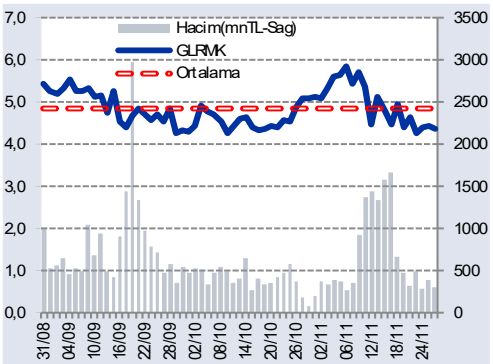

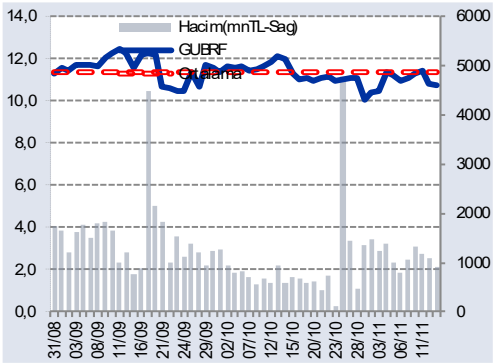

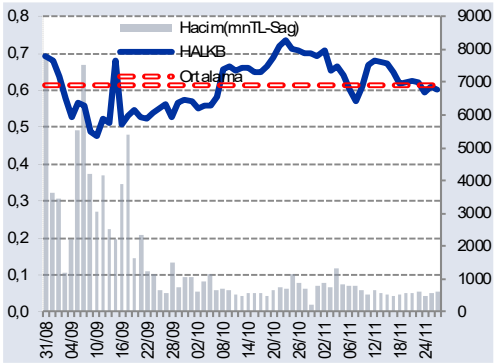

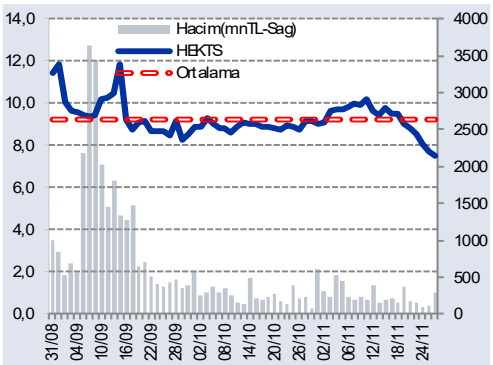

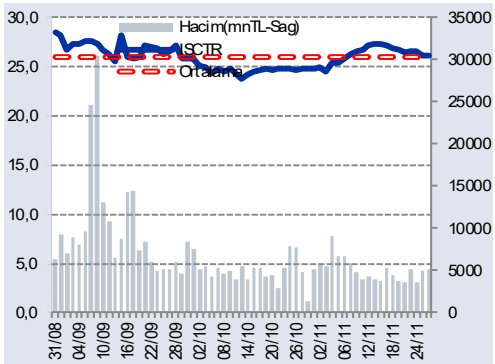

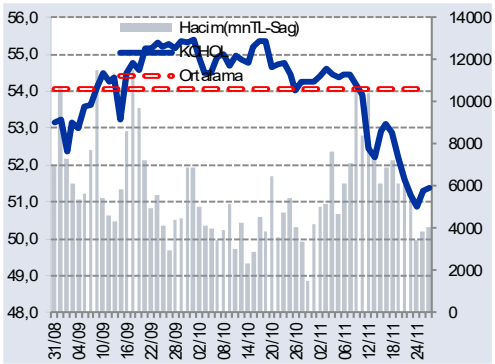

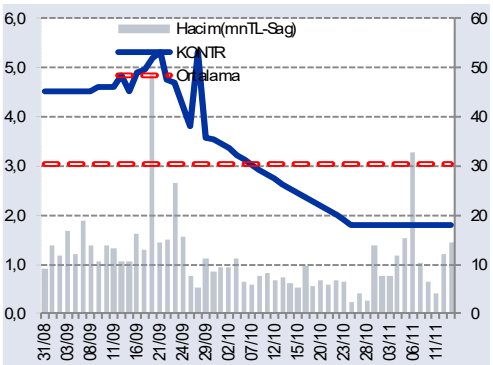

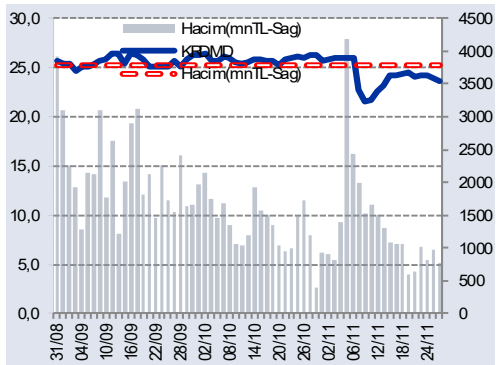

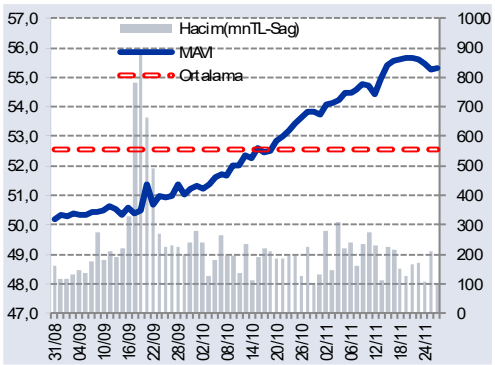

Lütfen dipnotlar uşunlarını ve yer alan bilgilendirme notuna bakınız.

GÜNLÜK YABANCI ORANLARI TABLOSU

YABANCI ORANI GRAFİKLERİ BIST-50 İÇİN

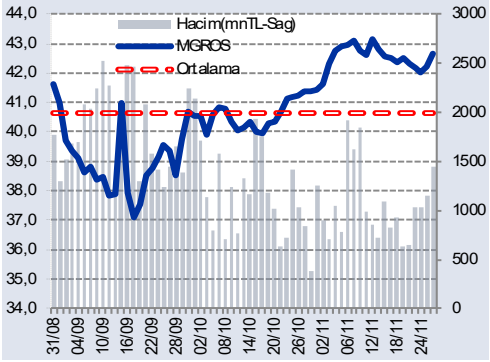

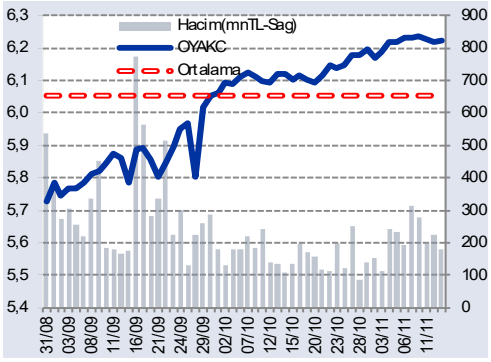

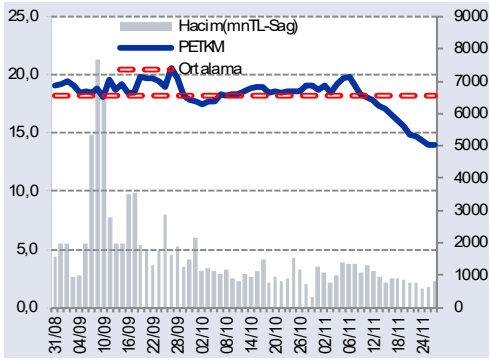

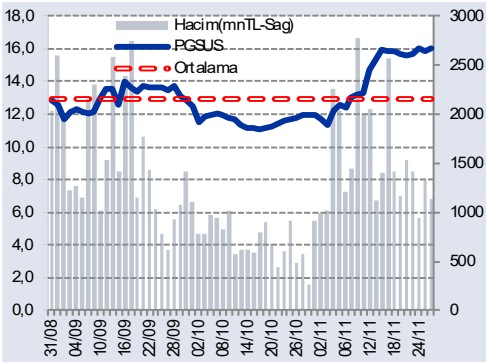

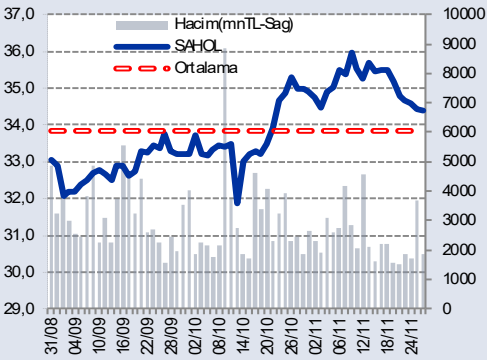

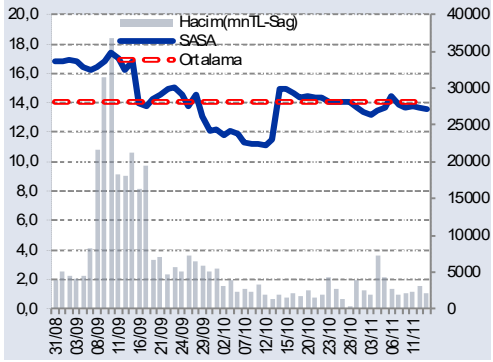

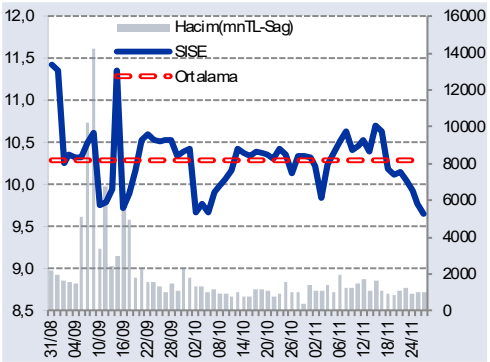

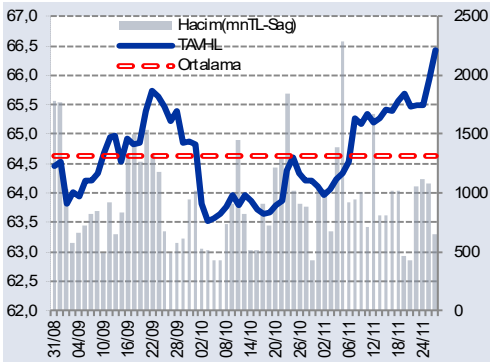

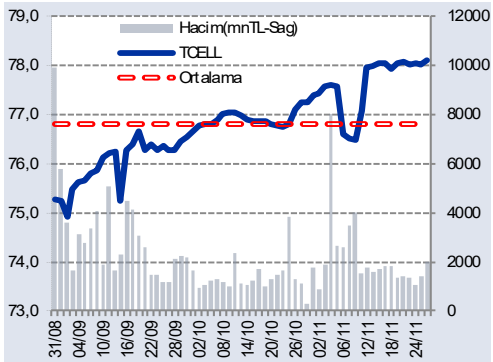

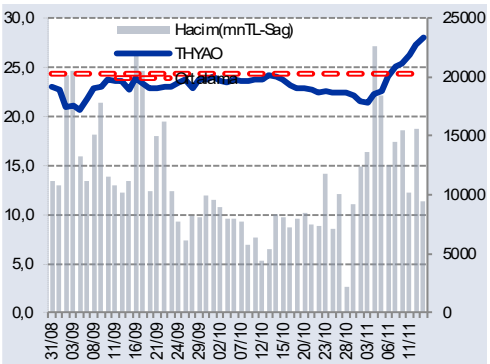

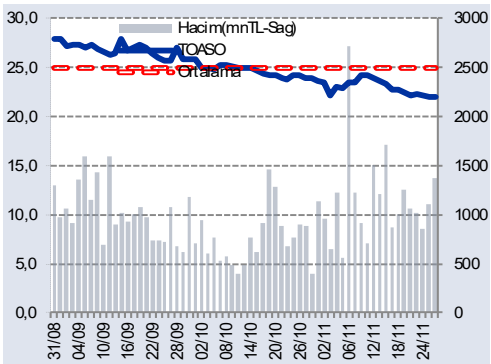

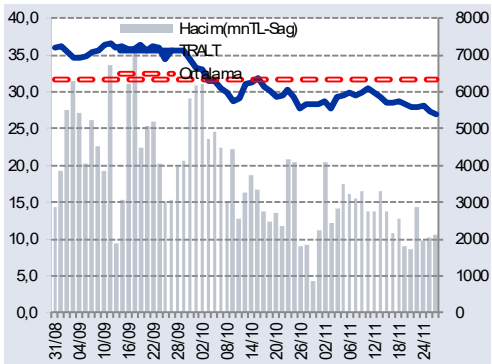

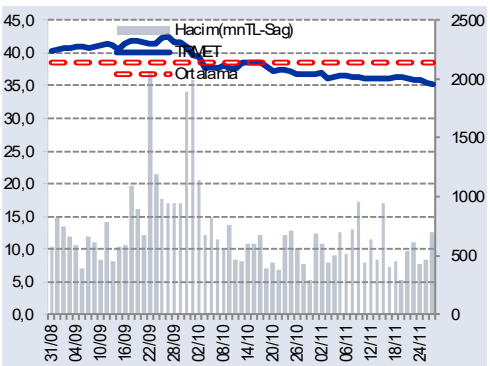

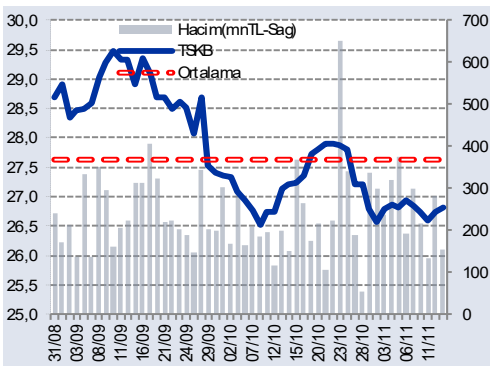

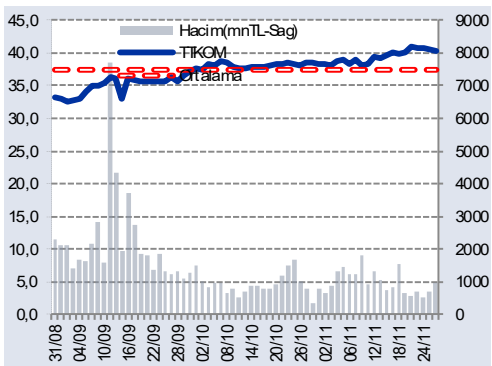

Lütfen dipnotlar uçunu sonuna ve yer alan bilgilendirme notuna bakınız.

GÜNLÜK YABANCI ORANLARI TABLOSU

YABANCI ORANI GRAFİKLERİ BIST-50 İÇİN

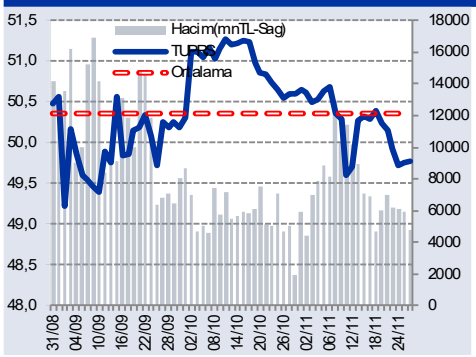

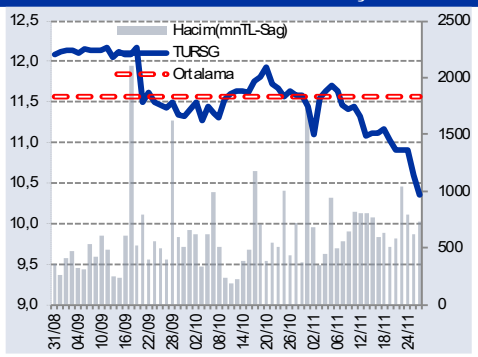

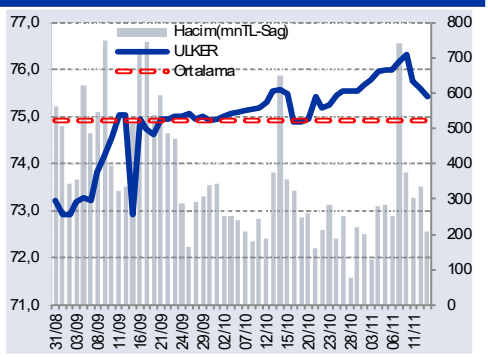

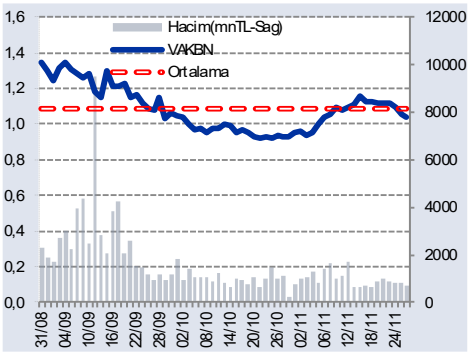

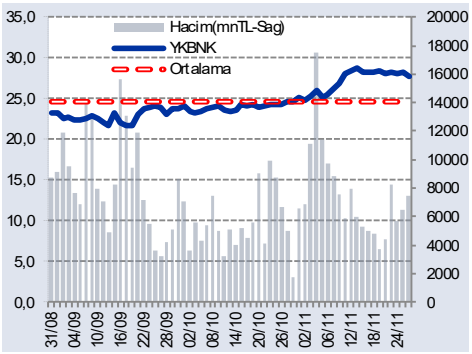

Lütfen tüm uyarı sınırlılıkça yer alan bilgilendirme notuna bakınız.

GÜNLÜK YABANCI ORANLARI TABLOSU

Bilgilendirme notu: Seçilmiş aracı kurumların takas toplamları ile hesaplanmaktadır. Farklı kurumlarda tutulan yabancı takasları olabilir, bu durum hisseler için hesaplanan oranlarda farklılıklar yaratabilir.

Öneri bilgilendirmesi: İş Yatırım Menkul Değerler A.Ş.'nin (İş Yatırım) BIST'te halka açık şirketler için AL, TUT ve SAT yönündeki önerileri BIST-100 endeksinin (endeks) beklenen getirisine göre değerlendirilmektedir. Tüm bu öneriler İş Yatırım Araştırma Bölümü analistleri tarafından şirketlerin ileride elde edeceği tahmin edilen karları, nakit akımları ve bilançolarına göre bağımsız olarak değerlendirilir. Ek olarak, analistler koşulların elverişsiz olduğu veya doğru değerlendirme yapmanın mümkün olmadığı durumlarda bazı hisse senetleri için geçici olarak GÖZDEN GEÇİRİLİYOR önerisi verebilirler. Münferit her şirket için yatırım önerisi sırasıyla belirtilen şu kriterlere göre değerlendirilir;

İŞ Yatırım Hisse senedi tavsiye metodolojisi:
Artış Potansiyeli > %25 : AL
%10 < Artış Potansiyeli < %25 :TUT
Artış Potansiyeli < %10 : SAT

Her sınır değeri için analist +/- %5 kanaat kullanabilmektedir.

Burada yer alan bilgiler İş Yatırım Menkul Değerler A.Ş. tarafından bilgilendirme amacı ile hazırlanmıştır. Yatırım bilgi, yorum ve tavsiyeleri yatırım danışmanlığı kapsamında değildir. Yatırım danışmanlığı hizmeti; aracı kurumlar, portföy yönetim şirketleri, mevduat kabul etmeyen bankalar ile müşteri arasında imzalanacak yatırım danışmanlığı sözleşmesi çerçevesinde sunulmaktadır. Burada yer alan yorum ve tavsiyeler, yorum ve tavsiyede bulunanların kişisel görüşlerine dayanmaktadır. Herhangi bir yatırım aracının alım-satım önerisi ya da getiri vaadi olarak yorumlanmamalıdır. Bu görüşler mali durumunuz ile risk ve getiri tercihlerinize uygun olmayabilir. Bu nedenle, sadece burada yer alan bilgilere dayanarak yatırım kararı verilmesi beklentilerinize uygun sonuçlar doğurmayabilir.

Burada yer alan fiyatlar, veriler ve bilgilerin tam ve doğru olduğu garanti edilemez; içerik, haber verilmeksizin değiştirilebilir. Tüm veriler, İş Yatırım Menkul Değerler A.Ş. tarafından güvenilir olduğuna inanılan kaynaklardan alınmıştır. Bu kaynakların kullanılması nedeni ile ortaya çıkabilecek hatalardan İş Yatırım Menkul Değerler A.Ş. sorumlu değildir.

Lütfen tabloyu muşuhismuna yer alan bilgilendirme notuna bakınız.