İŞ YATIRIM

GÜNLÜK YABANCI ORANLARI TABLOSU

GÜNLÜK DEĞİŞİME GÖRE

BİST'in yabancı payı günlük değişimi: -0,06 Puan

En Çok Artan	Cari Değer	24/11/2026	Puan	HAO %	Günlük	En Çok Azalan	Cari Değer	24/11/2026	Puan	HAO %	Günlük
Hisseler	Yabancı Payı	Yabancı Payı	Değ. bps		Getiri %	Hisseler	Yabancı Payı	Yabancı Payı	Değ. bps		Getiri %
BINBN	25,90	24,67	1,23	11	-3,0	BURCE	2,25	5,23	-2,98	50	-4,3
TMPOL	4,14	2,93	1,20	64	10,0	CITAS	1,26	2,76	-1,50	8	-2,7
SARAE	2,29	1,15	1,14	17	-6,7	AHSGY	1,07	2,47	-1,40	12	-6,3
DUNYH	3,57	2,49	1,08	63	-10,0	KLSYN	11,94	13,22	-1,27	21	0,1
BIGTK	2,03	0,98	1,05	31	-8,0	DOFRB	8,39	9,65	-1,26	28	-7,4
PRZMA	1,29	0,52	0,77	70	-6,1	CEOEM	2,23	3,40	-1,17	51	-4,5
BULGS	7,10	6,34	0,76	26	-9,9	BSOKE	10,80	11,96	-1,16	25	-4,3
BRSAN	14,92	14,23	0,69	21	-1,2	SKTAS	3,13	4,26	-1,12	60	-9,6
KCHOL	51,31	50,86	0,45	26	-2,9	BIGEN	1,47	2,57	-1,10	23	-10,0
TAVHL	65,92	65,50	0,42	49	-2,6	CATES	6,37	7,37	-1,00	19	-9,9

HAFTALIK DEĞİŞİME GÖRE

BİST'in yabancı payı haftalık değişim: -0,22 Puan

En Çok Artan	Cari Değer	18/11/2026	Puan	HAO %	Hafta	En Çok Azalan	Cari Değer	18/11/2026	Puan	HAO %	Hafta
Hisseler	Yabancı Payı	Yabancı Payı	Değ. bps		Getiri %	Hisseler	Yabancı Payı	Yabancı Payı	Değ. bps		Getiri %
OBAMS	11,78	4,89	6,89	26	-11,7	TKNKA	0,11	6,26	-6,14	14	-16,5
TMPOL	4,14	1,87	2,27	64	-10,7	SMRVA	12,91	17,29	-4,38	27	-21,1
THYAO	31,83	30,01	1,82	49	-3,8	DUNYH	3,57	7,35	-3,78	63	-16,5
INTET	3,47	2,04	1,43	20	-16,4	EDATA	2,10	5,51	-3,41	30	-15,6
BETAE	4,67	3,27	1,40	13	-12,1	AHSGY	1,07	4,40	-3,33	12	-4,9
METEN	14,49	13,15	1,34	13	-5,4	BULGS	7,10	10,26	-3,16	26	-30,9
KAPLM	5,52	4,23	1,29	26	-13,9	EMKEL	0,90	4,00	-3,11	77	-12,7
BRSAN	14,92	13,64	1,28	21	-0,6	DOFRB	8,39	11,33	-2,95	28	-13,4
OZATD	1,89	0,70	1,19	16	-11,8	ANELE	1,17	4,05	-2,88	21	-22,3
FRIGO	5,52	4,40	1,12	83	5,9	IHAAS	30,29	33,15	-2,86	28	-21,5

AYLIK DEĞİŞİME GÖRE

BİST'in yabancı payı aylık değişimi: 0,85 Puan

En Çok Artan	Cari Değer	23/10/2026	Puan	HAO %	Ay	En Çok Azalan	Cari Değer	23/10/2026	Puan	HAO %	Ay
Hisseler	Yabancı Payı	Yabancı Payı	Chng. bps		Getiri %	Hisseler	Yabancı Payı	Yabancı Payı	Chng. bps		Getiri %
THYAO	31,83	22,56	9,27	49	20,7	HRKET	2,35	15,58	-13,24	27	-4,8
KOCMT	8,89	1,22	7,67	22	-6,2	EFOR	14,11	25,50	-11,39	26	-34,4
OBAMS	11,78	4,76	7,02	26	-8,0	ORGE	19,64	28,79	-9,15	47	-4,3
PGSUS	15,83	11,69	4,14	46	21,1	SARAE	2,29	9,76	-7,47	17	17,4
YKBNK	28,29	24,27	4,03	39	-1,9	ATATP	7,97	15,26	-7,29	19	-15,3
DOCO	44,00	40,67	3,32	71	4,9	IEYHO	14,23	21,14	-6,91	29	-5,9
CRFSA	3,49	0,24	3,25	11	-21,2	TKNKA	0,11	6,95	-6,84	14	32,5
MACKO	11,56	8,36	3,20	30	-13,6	RALYH	3,66	10,23	-6,57	35	-66,4
KTLEV	9,41	6,36	3,05	30	62,9	NETAS	1,95	8,04	-6,09	33	-30,4
BESTE	4,29	1,32	2,97	29	-10,4	KRPLS	11,60	17,27	-5,67	43	21,3

YILIÇİ DEĞİŞİME GÖRE

BİST'in yabancı payı yılıçi değişimi: 2,10 Puan

En Çok Artan	Cari Değer	31/12/2025	Puan	HAO %	Yılıçi	En Çok Azalan	Cari Değer	31/12/2025	Puan	HAO %	Yılıçi
Hisseler	Yabancı Payı	Yabancı Payı	Chng. bps		Getiri %	Hisseler	Yabancı Payı	Yabancı Payı	Chng. bps		Getiri %
AKCNS	76,79	12,71	64,08	5	1,0	ANELE	1,17	71,32	-70,15	21	-44,0
ECOGR	29,40	1,82	27,59	14	-24,8	BINBN	25,90	58,31	-32,40	11	-81,0
TABGD	61,19	40,33	20,86	32	-19,4	ESCAR	12,06	34,77	-22,72	15	-63,5
MAVI	55,24	34,47	20,77	69	-24,3	OZATD	1,89	20,32	-18,43	16	-33,6
ASTOR	65,85	46,99	18,87	42	31,9	IHAAS	30,29	48,41	-18,12	28	-76,1
EUPWR	25,20	10,24	14,96	38	-9,3	EGEGY	5,49	23,56	-18,07	29	-31,3
AEFES	53,56	38,61	14,95	32	-5,3	RGYAS	36,08	54,01	-17,93	24	12,9
GMTAS	40,39	27,17	13,22	75	103,6	FROTO	17,01	34,49	-17,48	17	-25,3
TUPRS	49,76	37,92	11,84	49	82,7	DESA	2,28	16,86	-14,58	16	-36,7
MOPAS	13,56	2,16	11,40	20	-66,0	DOFER	3,55	17,81	-14,25	34	-67,6

BIST YILIÇİ YABANCI ORANI GRAFİĞİ

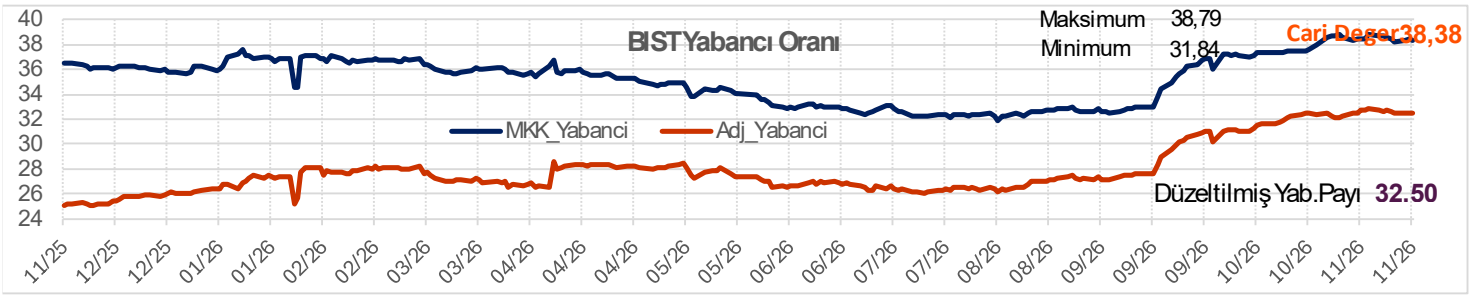

İş Yatırım | Şirket İçi | Internal
Detaylı bilgi için lütfen sayfanın üçüncü kısmındaki yasal uyarılar ve derecelendirme notuna bakınız.

GÜNLÜK YABANCI ORANLARI TABLOSU

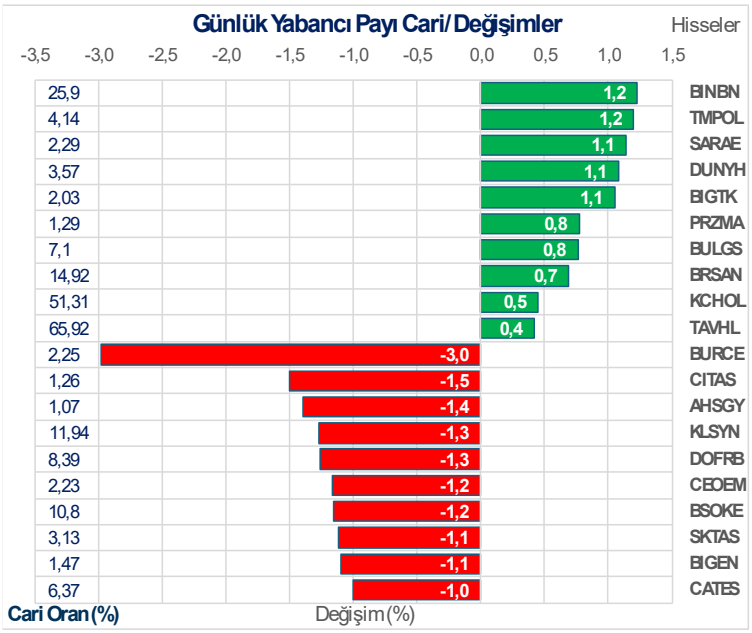

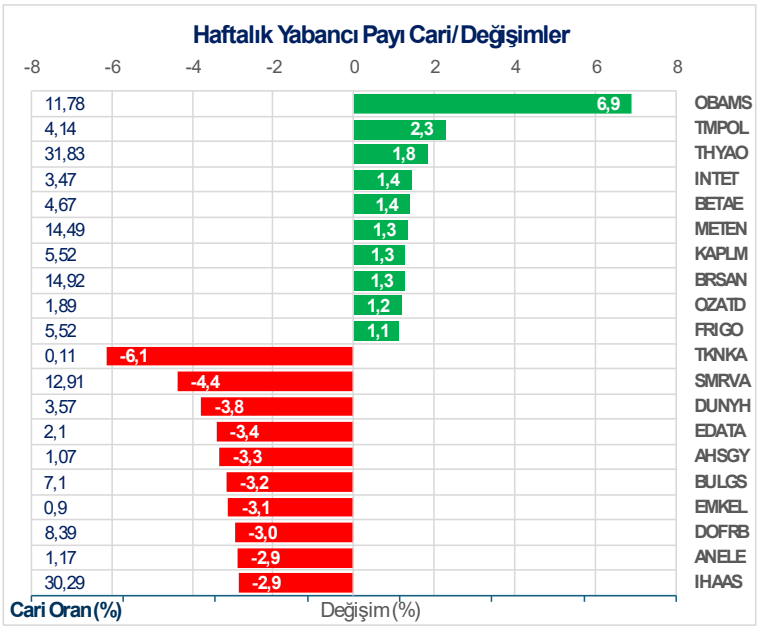

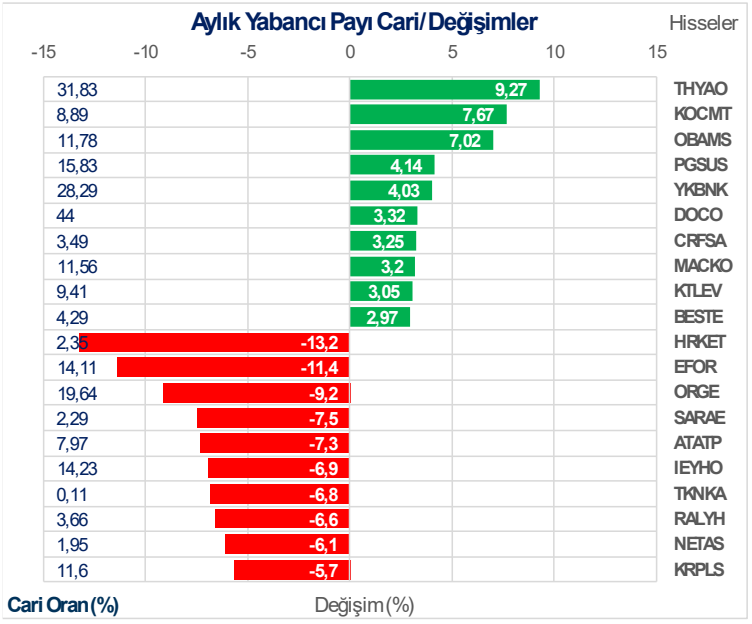

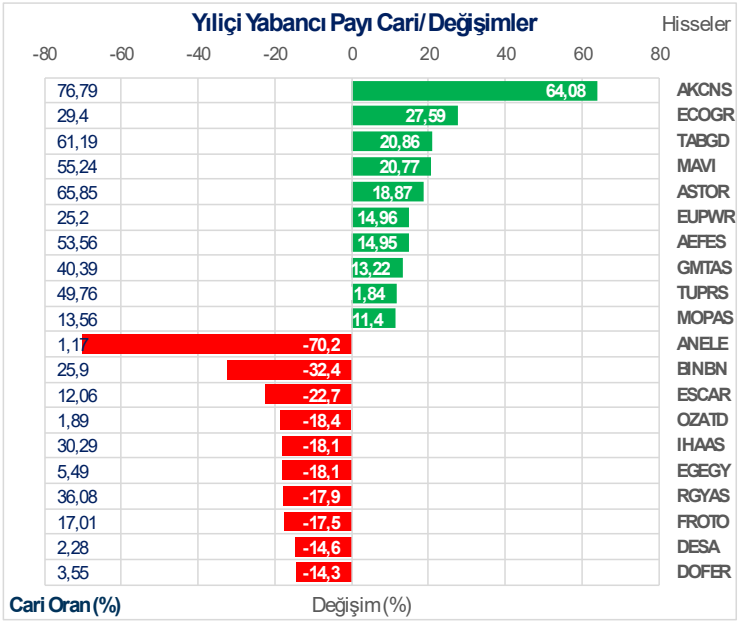

İşbu rapor ve yorumlar için sonuç ve yatırım değerlendirme notuna bakınız.

GÜNLÜK YABANCI ORANLARI TABLOSU

CARİ HİSSE YABANCI ORANLARI (4.0 bps'den büyük olanlar)									
Hisse	Yabancı Payi(%)	Hisse	Yabancı Payi(%)	Hisse	Yabancı Payi(%)	Hisse	Yabancı Payi(%)	Hisse	Yabancı Payi(%)
A1CAP	9,35	EGEGY	5,49	KTLEV	9,41	TATGD	10,31		
ADESE	9,56	EGEPO	5,58	KUYAS	8,80	TAVHL	65,92		
AEFES	53,56	EKDMR	11,38	KZBGY	8,32	TCELL	78,01		
AGESA	59,97	EKGYO	20,85	LIDER	11,77	TCKRC	11,08		
AGHOL	30,56	EKOS	5,20	LIDFA	8,88	TEHOL	8,22		
AHGAZ	14,63	EKSUN	6,18	LILAK	7,96	TEKTU	6,53		
AKBNK	45,11	EMPAE	8,03	LINK	7,79	THYAO	31,83		
AKCNS	76,79	ENERY	10,33	LOGO	30,06	TKFEN	5,79		
AKFGY	6,64	ENJSA	35,18	LXGYO	5,42	TNZTP	7,60		
AKFYE	22,90	ENKAI	26,06	LYDHO	5,01	TOASO	22,05		
AKGRT	32,70	ENSRI	8,31	LYDYE	7,29	TRALT	27,30		
AKHAN	13,71	EREGL	31,65	MACKO	11,56	TRENJ	22,08		
AKSA	18,38	ESCAR	12,06	MAGEN	17,94	TRGYO	14,46		
AKSEN	6,01	ESEN	10,00	MARMR	7,13	TRMET	35,32		
AKSGY	8,70	EUPWR	25,20	MAVI	55,24	TSKB	26,58		
ALARK	21,41	EUREN	5,99	MEGMT	7,10	TTKOM	40,47		
ALBRK	21,31	FENER	5,78	MEKAG	5,09	TTRAK	29,77		
ALFAS	6,22	FORMT	7,84	METEN	14,49	TUPRS	49,76		
ALKIM	5,20	FRIGO	5,52	MGROS	42,21	TURSG	10,59		
ALKLC	7,46	FROTO	17,01	MNDTR	82,57	UCAYM	5,56		
ALTNY	6,76	GARAN	7,48	MOGAN	9,03	ULKER	74,23		
ALVES	8,50	GENIL	15,44	MOPAS	13,56	ULUFA	6,46		
ANHYT	17,23	GESAN	12,01	MPARK	51,47	ULUSE	80,36		
ANSGR	13,72	GLCVY	11,18	MRSHL	79,80	VAKFN	6,06		
ARASE	14,67	GLRYH	5,81	MTRKS	5,89	VAKKO	13,26		
ARCLK	13,13	GLYHO	25,61	NUHCM	19,47	VBTYZ	11,96		
ARENA	26,20	GMTAS	40,39	OBAMS	11,78	VERUS	37,61		
ARTMS	5,06	GOLDA	13,80	OBASE	5,48	VKGYO	8,03		
ASELS	50,59	GOLTS	8,51	ODAS	8,55	VSNMD	7,48		
ASTOR	65,85	GOODY	48,98	ORCAY	5,14	YATAS	13,81		
ASUZU	5,72	GRSEL	10,89	ORGE	19,64	YEOTK	11,15		
ATATP	7,97	GRTHO	6,40	ORZAX	6,49	YGGYO	6,54		
AYDEM	20,57	GSDHO	13,19	OTKAR	10,70	YKBNK	28,29		
AYGAZ	63,38	GUBRF	11,39	OYAKC	6,26	YYLGD	6,74		
BALSU	7,54	GWIND	14,44	OYYAT	7,33	ZGYO	41,84		
BANVT	77,58	GZNMI	6,23	OZKGY	6,56	ZOREN	29,74		
BARMA	6,69	HATSN	8,64	OZSUB	7,79				
BASGZ	7,05	HEKTS	7,71	OZYSR	10,37				
BERA	7,03	HTTBT	25,22	PAGYO	5,36				
BFREN	23,67	IEYHO	14,23	PASEU	9,39				
BIGCH	11,05	IHAAS	30,29	PATEK	5,53				
BIMAS	48,13	IHLAS	10,64	PEKGY	13,25				
BINBN	25,90	IHLGM	16,16	PENGD	9,07				
BIOEN	7,04	INDES	15,95	PENTA	8,23				
BJKAS	5,79	INVES	7,34	PETKM	13,95				
BKRGY	6,38	ISCTR	26,18	PGSUS	15,83				
BRISA	8,53	ISDMR	21,26	PKART	30,58				
BRSAN	14,92	ISFIN	9,91	POLHO	8,99				
BSOKE	10,80	ISGYO	8,00	POLTK	17,40				
BTCIM	7,77	ISMEN	34,27	PSGYO	5,55				
BULGS	7,10	IZENR	11,21	QUAGR	7,69				
BYDNR	6,46	IZMDC	6,72	RAYSG	86,15				
CANTE	5,23	KAPLM	5,52	REEDR	5,86				
CATES	6,37	KAREL	6,22	RGYAS	36,08				
CCOLA	88,99	KARTN	5,48	RYGYO	47,75				
CIMSA	11,33	KAYSE	8,67	RYSAS	59,99				
CVKMD	6,74	KCAER	15,44	SAHOL	34,43				
CWENE	6,41	KCHOL	51,31	SANFM	7,90				
DAGI	11,10	KIMMR	6,05	SARKY	5,20				
DAPGM	9,78	KLKIM	6,85	SASA	12,93				
DGATE	10,45	KLRHO	8,12	SDTTR	7,77				
DITAS	5,37	KLSYN	11,94	SEGMN	5,25				
DOAS	17,35	KLYPV	5,51	SELEC	15,75				
DOCO	44,00	KMPUR	10,19	SISE	9,77				
DOFRB	8,39	KOCMT	8,89	SKBNK	9,04				
DOHOL	25,47	KONYA	53,80	SMRTG	9,01				
DSTKF	5,30	KORDS	9,92	SMRVA	12,91				
DURKN	5,17	KRDMA	19,32	SNGYO	10,43				
EBEBK	13,85	KRDMD	23,89	SOKM	34,17				
ECILC	5,29	KRONT	5,67	SRVGY	16,67				
ECOGR	29,40	KRPLS	11,60	SUNTK	6,34				
EFOR	14,11	KRSTL	9,81	SUWEN	13,28				
EGEEN	7,11	KRVGD	19,13	TABGD	61,19				

İş Yatırım | Şirket İçi | Internal
Detaylı bilgi için lütfen sayfa sonundaki yatırım bilgi ve değerlendirme notuna bakınız.

GÜNLÜK YABANCI ORANLARI TABLOSU

Yabancı Oranı 10 Günlük Artış Matrisi (10 Gündür Sürekli Artan Hisseler)											
Hisse	Gun	T	T-1	T-2	T-3	T-4	T-5	T-6	T-7	T-8	T-9
ALTNY	10	6,76	6,70	6,68	6,63	6,41	6,30	6,29	6,11	5,81	5,76
CELHA	9	3,74	3,72	3,51	3,43	3,23	2,63	2,59	2,39	2,35	
GSDHO	8	13,19	13,06	13,00	12,93	12,92	12,81	12,80	12,74		
FMIZP	8	4,31	4,30	4,26	4,23	4,15	4,06	3,91	3,79		
HATSN	8	8,64	8,52	8,37	7,96	7,96	7,74	7,70	7,33		
ACSEL	6	1,84	1,74	1,63	1,54	1,46	1,32				
ENTRA	6	3,45	3,40	3,30	3,19	3,01	2,71				
EGEEN	6	7,11	6,97	6,88	6,82	6,79	6,71				
ENDAE	6	2,45	2,17	2,16	2,15	2,13	2,02				
CUSAN	5	2,10	2,03	1,74	1,51	1,50					
AKSEN	5	6,01	5,93	5,86	5,82	5,78					
BUCIM	5	3,36	3,31	3,28	3,26	3,24					
MAALT	5	0,36	0,35	0,31	0,28	0,24					
SNGYO	5	10,43	10,43	10,37	10,35	10,29					
CLEBI	5	4,20	4,14	4,07	4,05	4,04					
VAKFA	5	0,31	0,26	0,22	0,21	0,18					
BRYAT	4	4,20	4,19	4,18	4,17						
KUVVA	4	0,72	0,69	0,58	0,55						
SELEC	4	15,75	15,60	15,39	15,22						
LILAK	4	7,96	7,91	7,86	7,85						
DOCO	4	44,00	43,73	43,50	43,27						
ENJSA	4	35,18	35,16	35,10	35,05						
TMPOL	4	4,14	2,93	2,48	1,71						
SMART	4	1,73	1,52	1,32	1,28						
PASEU	4	9,39	9,14	9,05	8,87						
TABGD	4	61,19	61,02	61,01	60,71						
AYCES	3	2,24	2,16	2,13							
KOPOL	3	3,56	3,52	3,49							
IZFAS	3	4,63	4,53	4,42							
AKCNS	3	76,79	76,79	76,79							
BINBN	3	25,90	24,67	24,21							
LMKDC	3	2,42	2,24	2,14							
A1CAP	3	9,35	9,22	8,88							
AVPGY	3	3,12	3,09	3,06							
EDIP	3	1,51	1,44	1,40							
BESTE	3	4,29	4,24	4,22							
EGGUB	3	1,64	1,63	1,62							
BALSU	3	7,54	7,24	7,14							
OYAKC	3	6,26	6,25	6,24							
ICUGS	3	1,64	1,31	0,68							
HKTM	3	2,07	1,80	1,36							
GLCVY	3	11,18	11,11	11,05							
KPEKS	3	2,66	2,64	1,79							
MOGAN	3	9,03	8,86	8,71							
KARSN	3	3,65	3,60	3,55							
BERA	3	7,03	7,01	6,89							
TAVHL	3	65,92	65,50	65,48							
YIGIT	3	1,23	1,18	1,05							
MEGMT	3	7,10	6,98	6,84							
BTCIM	3	7,77	7,70	7,45							
VBTYZ	3	11,96	11,92	11,77							
BIGCH	3	11,05	10,95	10,76							
ULAS	3	1,96	1,76	1,72							
SMRTG	3	9,01	8,99	8,97							
OZSUB	3	7,79	7,53	7,50							
ELITE	3	3,56	3,51	3,31							
INDES	3	15,95	15,90	15,71							
VKING	3	1,33	1,25	1,22							
FZLGY	3	2,38	2,31	1,80							
LRSHO	3	1,49	1,47	1,46							
KRTEK	3	0,36	0,29	0,25							
YGGYO	3	6,54	6,53	6,53							
PRKAB	3	1,12	1,10	0,89							
LYDHO	3	5,01	4,95	4,94							
SAYAS	3	0,60	0,55	0,50							
QUICK	3	0,86	0,72	0,69							
SNICA	3	0,92	0,77	0,76							
TATEN	3	2,80	2,71	2,42							
TMSN	3	3,74	3,71	3,65							
CWENE	2	6,41	6,11								
AFYON	2	2,75	2,74								
BFREN	2	23,67	23,66								
ODINE	2	4,69	4,41								
BRSAN	2	14,92	14,23								
AKSGY	2	8,70	8,70								
OFSYM	2	3,15	3,14								
AVTUR	2	0,11	0,11								
EBEBK	2	13,85	13,73								
BULGS	2	7,10	6,34								
BLUME	2	3,08	3,00								
FONET	2	1,83	1,78								
MHRGY	2	3,38	3,30								
ESCAR	2	12,06	11,96								
ZERGY	2	2,29	2,11								
HUBVC	2	2,66	2,57								
GENKM	2	2,90	2,85								
BASGZ	2	7,05	7,03								
DOAS	2	17,35	17,11								
RAYSG	2	86,15	86,14								
RYGYO	2	47,75	47,73								
ASGYO	2	0,38	0,34								
PETUN	2	2,91	2,86								
SVGYO	2	1,68	1,46								

Yabancı Oranı 10 Günlük Artış Matrisi (10 Gündür Sürekli Artan Hisseler)											
Hisse	Gun	T	T-1	T-2	T-3	T-4	T-5	T-6	T-7	T-8	T-9
GLYHO	2	25,61	25,56								
GLRMK	2	4,43	4,41								
GARFA	2	1,06	1,05								
SEYKM	2	2,80	2,80								
KRDMB	2	2,48	2,27								
KONTR	2	1,78	1,77								
GRSEL	2	10,89	10,86								
FORTE	2	4,22	4,03								
TUCLK	2	0,38	0,20								
INGRM	2	0,29	0,28								
GWIND	2	14,44	14,42								
TARKM	2	2,57	2,52								
MARBL	2	0,34	0,33								
METRO	2	3,17	2,96								
KLKIM	2	6,85	6,82								
MASFN	2	0,50	0,35								
MARTI	2	1,18	1,13								
USHOL	2	1,18	1,06								
OZYSR	2	10,37	10,20								
UNLU	2	1,43	1,41								
MOPAS	2	13,56	13,29								
YAPRK	2	0,51	0,48								
OTTO	2	2,64	2,27								
OYYAT	2	7,33	7,33								
PCILT	2	1,84	1,74								
TBORG	2	1,10	1,09								

İşlem kurallarının uygulanmasına yönelik yükümlülüklendirme notuna bakınız.

GÜNLÜK YABANCI ORANLARI TABLOSU

Yabancı Oranı 10 Günlük Düşüş Matrisi (10 Gündür Sürekli Düşen Hisseler)

Hisse	Gun	T	T-1	T-2	T-3	T-4	T-5	T-6	T-7	T-8	T-9
ERBOS	10	2,31	2,33	2,36	2,41	2,43	2,46	2,47	2,49	2,54	2,62
ALVES	10	8,50	8,54	8,57	8,63	8,67	8,71	8,76	8,78	8,79	8,81
YYLGD	10	6,74	6,80	6,82	6,88	7,01	7,21	7,63	7,75	7,77	7,89
ALFAS	10	6,22	6,24	6,40	6,56	6,77	6,82	6,99	7,10	7,13	7,31
HLGYO	10	3,92	3,98	4,10	4,12	4,20	4,31	4,34	4,52	4,73	4,88
HATEK	10	3,34	3,42	3,43	3,47	3,68	3,76	3,79	3,98	4,35	4,40
TURGG	10	0,52	0,57	0,60	0,62	0,64	0,68	0,72	0,80	0,85	1,08
PETKM	10	13,95	14,29	14,76	14,87	15,55	16,05	16,54	17,06	17,31	17,78
KMPUR	10	10,19	10,23	10,26	10,37	10,56	10,70	10,73	10,85	10,97	11,25
ULUUN	10	0,68	0,68	0,68	0,70	0,75	0,80	0,80	0,86	0,91	0,96
HRKET	10	2,35	2,36	2,42	2,57	3,35	4,36	4,99	5,99	10,56	11,16
KAREL	10	6,22	6,37	6,71	6,94	7,62	7,65	7,72	7,98	8,03	8,22
PAGYO	10	5,36	5,37	5,38	5,39	5,41	5,43	5,44	5,47	5,49	5,50
EGSER	9	1,39	1,45	1,52	1,55	1,64	1,67	1,70	1,76	1,81	
ZRGYO	8	4,12	4,16	4,16	4,19	4,21	4,26	4,28	4,28		
AKGRT	7	32,70	32,80	33,10	33,26	33,45	33,49	33,56			
BAGFS	7	4,69	4,75	4,88	4,93	5,06	5,12	5,18			
ASTOR	7	65,85	66,47	66,82	67,00	67,18	67,24	67,87			
ESEN	7	10,00	10,14	10,17	10,21	10,24	10,43	11,11			
AKFYE	7	22,90	22,90	22,92	22,94	23,08	23,09	23,16			
SARKY	7	5,20	5,21	5,25	5,25	5,27	5,31	5,34			
BNTAS	7	0,41	0,46	0,49	0,53	0,65	0,70	0,71			
TSGYO	7	0,48	0,52	0,53	0,53	0,59	0,60	0,61			
DOFRB	7	8,39	9,65	10,47	10,52	10,88	11,33	11,61			
HEKTS	7	7,71	8,02	8,53	8,83	9,03	9,50	9,52			
ARCLK	7	13,13	13,17	13,17	13,22	13,26	13,37	13,38			
KLSER	7	4,86	4,90	4,91	4,93	4,94	5,00	5,07			
EKOS	7	5,20	5,41	5,45	5,55	5,93	6,09	6,11			
OYLUM	7	0,55	0,57	0,58	0,60	0,63	0,64	0,65			
PINSU	7	2,64	2,76	2,82	2,92	3,03	3,25	3,27			
SOKE	6	1,91	1,99	2,02	2,03	2,16	2,22				
SRVGY	6	16,67	16,70	16,73	16,77	16,83	16,88				
MEDTR	6	2,58	2,61	2,63	2,66	2,74	2,81				
BORLS	6	4,22	4,49	4,50	4,86	5,19	5,50				
LINK	6	7,79	7,82	7,92	8,05	8,38	8,65				
BEGYO	6	4,78	4,94	5,00	5,10	5,24	5,32				
SUWEN	6	13,28	13,30	13,34	13,34	13,36	13,40				
RGYAS	6	36,08	36,31	36,64	36,94	37,20	37,50				
AKBNK	5	45,11	45,37	45,87	45,94	46,29					
OZRDN	5	1,42	1,49	1,58	1,79	1,87					
IHAAS	5	30,29	30,45	30,68	32,51	32,71					
DESA	5	2,28	2,31	2,40	2,47	2,60					
DOHOL	5	25,47	25,48	25,54	25,56	25,67					
TRMET	5	35,32	35,90	35,97	36,07	36,24					
KAYSE	5	8,67	8,82	8,90	8,94	9,49					
TRGYO	5	14,46	14,80	14,96	15,21	15,33					
SAHOL	5	34,43	34,57	34,66	34,77	35,19					
GOZDE	5	0,60	0,61	0,63	0,63	0,65					
TTRAK	5	29,77	29,85	29,90	29,94	29,97					
MANAS	5	4,00	4,21	4,67	5,29	5,33					
OSMEN	5	1,61	1,72	1,73	1,75	1,84					
INVES	5	7,34	7,36	7,37	7,38	7,45					
TUREX	5	1,30	1,38	1,45	1,52	1,75					
BYDNR	4	6,46	6,92	7,28	7,51						
CEOEM	4	2,23	3,40	3,48	3,62						
MNDRS	4	1,19	1,20	1,22	1,24						
BIGEN	4	1,47	2,57	2,64	2,65						
EUREN	4	5,99	6,02	6,12	6,15						
DOKTA	4	1,07	1,08	1,08	1,08						
AVHOL	4	3,60	3,89	3,90	4,66						
POLHO	4	8,99	9,14	9,21	9,27						
DARDL	4	2,83	2,89	2,92	2,95						
AGYO	4	0,02	0,04	0,06	0,06						
NUGYO	4	3,59	3,60	3,62	3,66						
BMSCH	4	0,10	0,13	0,17	0,24						
LUKSK	4	1,06	1,07	1,13	1,16						
ARFYE	4	2,41	3,30	4,26	4,34						
DITAS	4	5,37	5,65	5,69	5,79						
EGEGY	4	5,49	5,53	5,55	5,89						
DGATE	4	10,45	10,51	10,75	10,79						
IZENR	4	11,21	11,49	11,55	11,56						
SERNT	4	1,53	1,60	1,66	1,76						
DURKN	4	5,17	5,60	5,97	6,30						
VRGYO	4	1,66	1,75	1,77	1,80						
PRDGS	4	1,06	1,07	1,16	1,58						
ISFIN	4	9,91	10,02	10,02	10,03						
GARAN	4	7,48	7,60	7,64	7,67						
OZKGY	4	6,56	6,58	6,60	6,63						
AHGAZ	4	14,63	14,80	14,84	14,86						
NTHOL	4	2,91	2,95	2,96	2,96						
FADE	4	3,02	3,21	3,35	3,44						
KRGYO	4	1,48	1,66	1,96	3,04						
IZINV	4	1,21	1,36	1,60	2,36						
SILVR	4	1,05	1,10	1,10	1,11						
KIMMR	4	6,05	6,13	6,34	6,48						
UFUK	4	2,34	2,34	2,36	2,49						
KRSTL	4	9,81	9,85	10,06	10,14						
ONCSM	4	3,00	3,00	3,11	3,39						
BIZIM	3	1,59	1,63	1,70							
BURVA	3	1,23	1,23	1,37							
CCOLA	3	88,99	89,00	89,01							
ALARK	3	21,41	21,65	21,69							
ORCAY	3	5,14	5,28	5,39							

Yabancı Oranı 10 Günlük Düşüş Matrisi (10 Gündür Sürekli Düşen Hisseler)

Hisse	Gun	T	T-1	T-2	T-3	T-4	T-5	T-6	T-7	T-8	T-9
AKFGY	3	6,64	6,65	6,69							
ECZYT	3	3,64	3,68	3,77							
AKHAN	3	13,71	13,82	14,27							
TKFEN	3	5,79	5,85	5,88							
IHEVA	3	1,72	1,73	1,74							
GENIL	3	15,44	15,52	15,54							
BMSTL	3	4,19	4,22	4,26							
TEHOL	3	8,22	8,73	8,74							
ASELS	3	50,59	51,07	51,40							
INVEO	3	0,29	0,32	0,32							
DEVA	3	2,94	2,94	2,95							
KLSYN	3	11,94	13,22	14,35							
RODRG	3	4,80	4,87	4,95							
ALGYO	3	4,78	4,84	4,84							
MAVI	3	55,24	55,45	55,59							
FORMT	3	7,84	7,99	8,02							
SANKO	3	1,07	1,19	1,23							
AYDEM	3	20,57	20,87	21,46							
RUZYE	3	3,12	3,44	3,54							
SISE	3	9,77	9,93	10,04							
TSKB	3	26,58	26,62	26,66							
BAKAB	3	3,32	3,34	3,47							
PKENT	3	0,24	0,35	0,38							
DGGYO	3	0,01	0,01	0,01							
TTKOM	3	40,47	40,68	40,76							
SMRVA	3	12,91	13,37	13,56							
EPLAS	2	1,19	1,23								
BSOKE	2	10,80	11,96								
BLCYT	2	3,78	4,12								
ARZUM	2	1,12	1,15								
AKYHO	2	1,87	1,97								
AGHOL	2	30,56	30,59								
AKSA	2	18,38	18,44								
ANSGR	2	13,72	13,75								
GIPTA	2	1,19	1,33								
BUKAS	2	5,79	6,16								
DMRGD	2	1,26	1,59								
CGCAM	2	0,81	1,42								
BIOEN	2	7,04	7,31								
ERCB	2	0,06	0,10								
ATATR	2	3,80	3,94								
ESCOM	2	0,63	0,73								
KLMSN	2	3,34	3,45								
ECOGR	2	29,40	29,45								
GUBRF	2	11,39	11,60								
BRKSN	2	0,15	0,16								
GZNMI	2	6,23	6,39								
ANHYT	2	17,23	17,26								
AYEN	2	4,66	4,67								
BURCE	2	2,25	5,23								
OSTIM	2	2,02	2,16								
DAGI	2	11,10	11,26								
IHLGM	2	16,16	16,96								
ENERY	2	10,33	10,41								
KORDS	2	9,92	9,96								
HDFGS	2	0,38	0,51								
GLRYH	2	5,81	6,39								
ISKPL	2	2,42	2,44								
REEDR	2	5,86	6,04								
EKIM	2	0,39	0,59								
POLTK	2	17,40	17,40								
GEREL	2	0,28	0,31								
LIDER	2	11,77	11,91								
GOLDA	2	13,80	14,04								
IMASM	2	4,40	4,62								
CVKMD	2	6,74	6,75								
MOBTL	2	3,79	4,09								
EKDMR	2	11,38	11,50								
KRONT	2	5,67	5,68								
FENER	2	5,78	5,85								
YUNSA	2	4,42	4,46								
MACKO	2	11,56	11,72								
SOKM	2	34,17	34,21								
KONYA	2	53,80	53,85								
EREGL	2	31,65	31,70								
ISSEN	2	1,74	1,77								
PAMEL	2	0,41	0,42								
DYOBY	2	1,28	1,29								
HOROZ	2	3,60	4,05								
INFO	2	2,58	3,13								
SKTAS	2	3,13	4,26								
MAKIM	2	0,11	0,12								
TOASO	2	22,05	22,11								
MNDTR	2	82,57	82,58								
TEKTU	2	6,53	6,63								
ETILR	2	0,81	0,81								
TCKRC	2	11,08	11,22								
KARCL	2	1,28	1,35								
VSNMD	2	7,48	7,50								
SKYMD	2	0,31	0,37								
NTGAZ	2	4,82	4,82								
IEYHO	2	14,23	14,61								

Uyarılar için lütfen sayfa 1'deki Yatırım Bilgi ve Yatırım Değerlendirme notuna bakınız.

GÜNLÜK YABANCI ORANLARI TABLOSU

YABANCI ORANI GRAFİKLERİ BIST-50 İÇİN

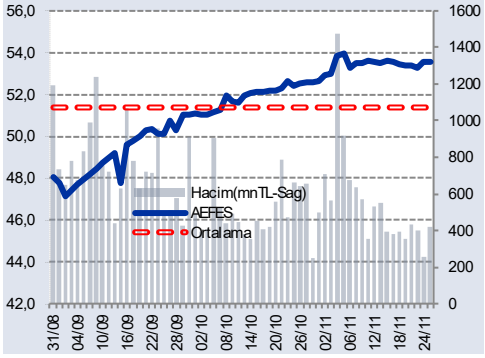

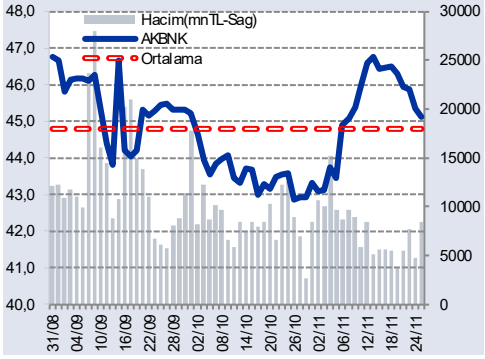

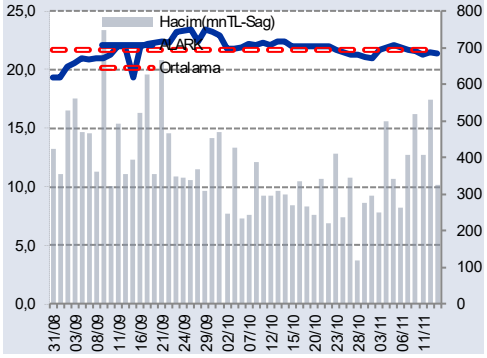

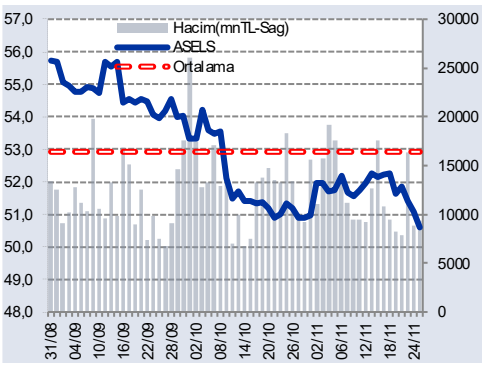

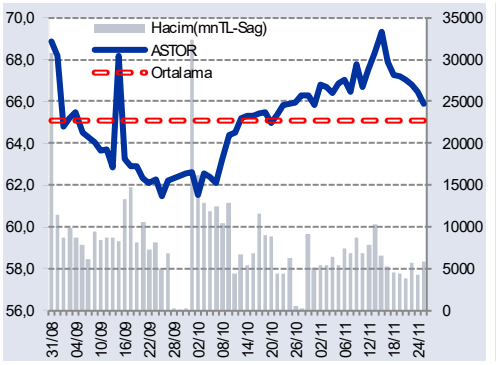

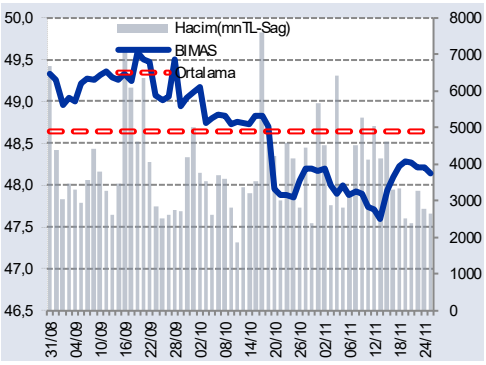

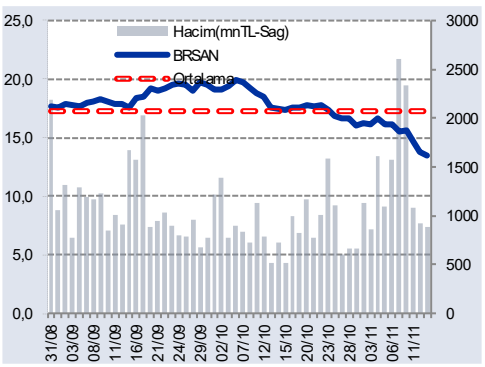

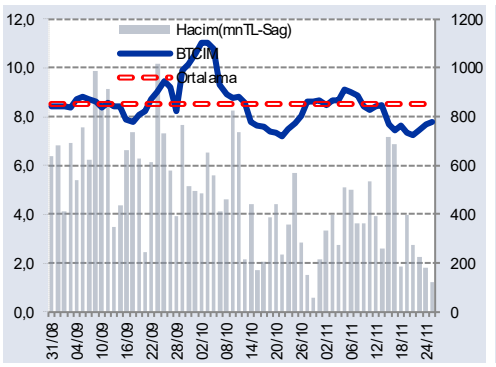

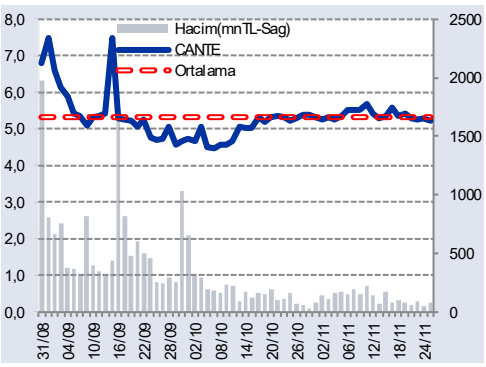

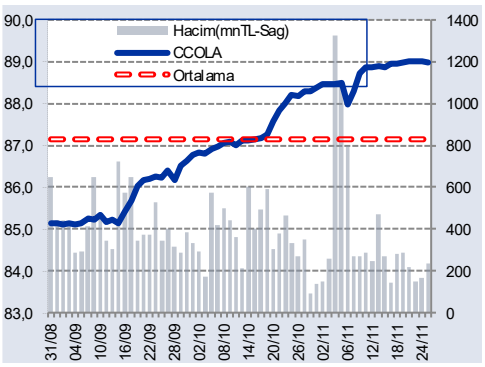

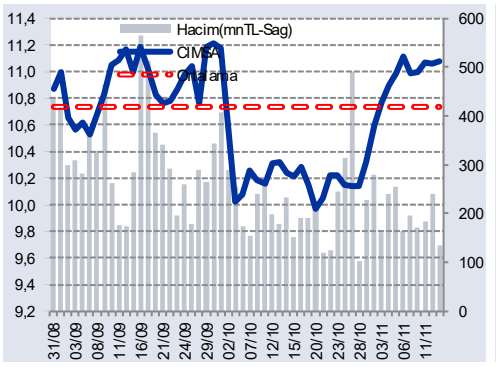

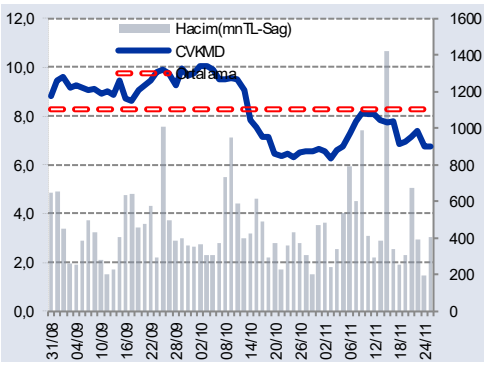

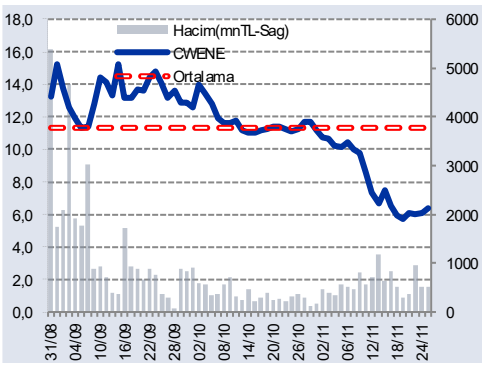

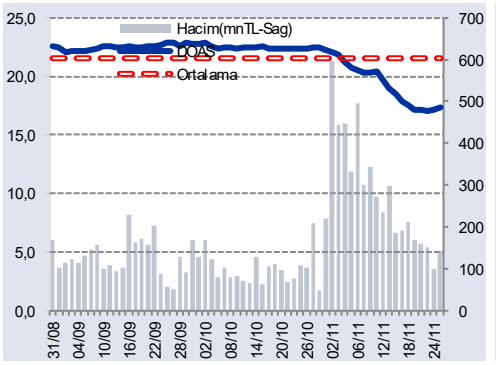

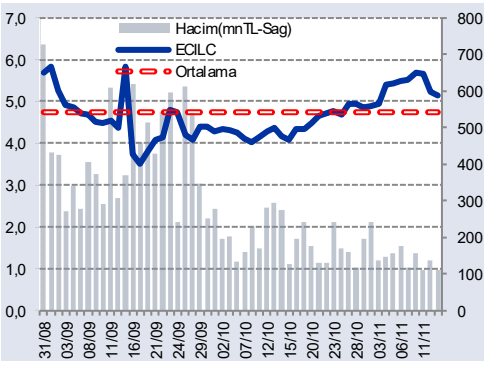

Lütfen dipnotlar uyarı sonuna ve yer alan bilgilendirme notuna bakınız.

GÜNLÜK YABANCI ORANLARI TABLOSU

YABANCI ORANI GRAFİKLERİ BIST-50 İÇİN

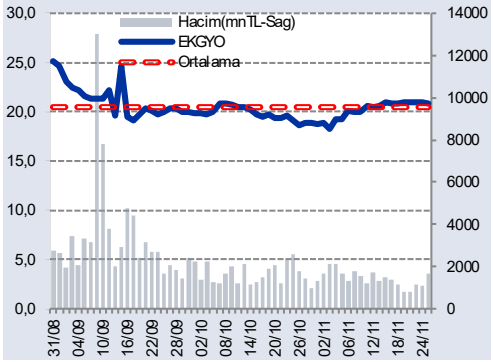

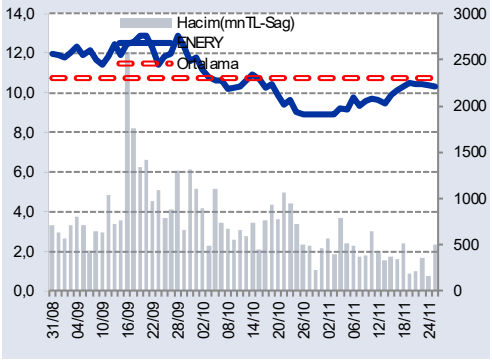

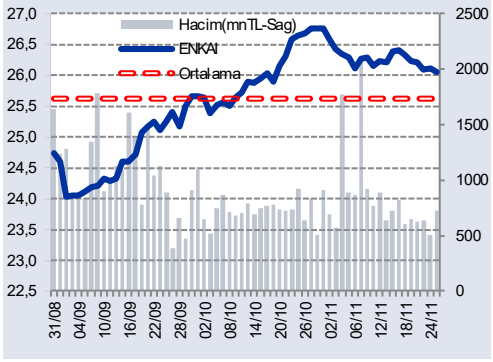

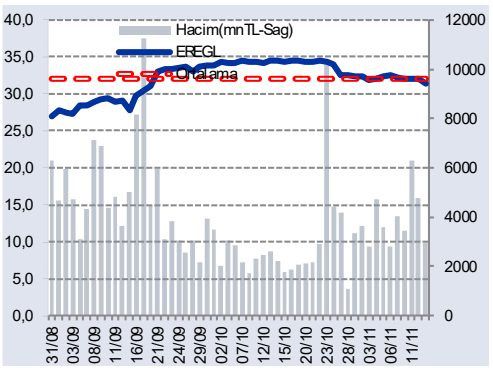

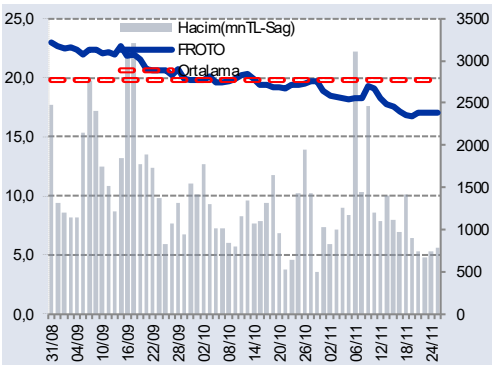

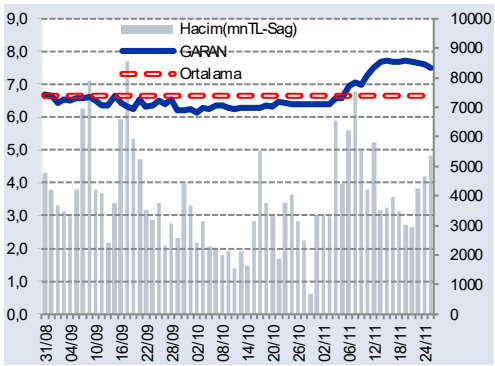

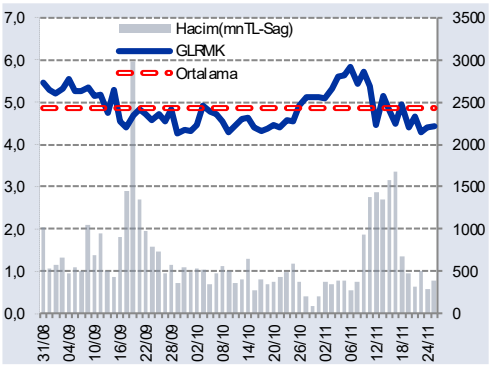

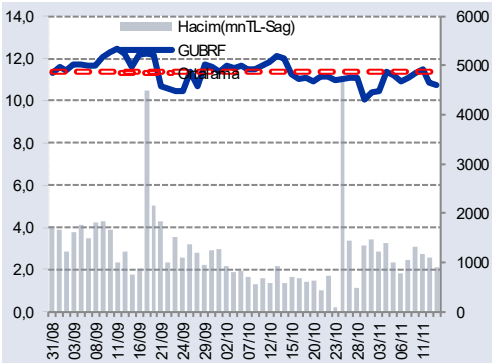

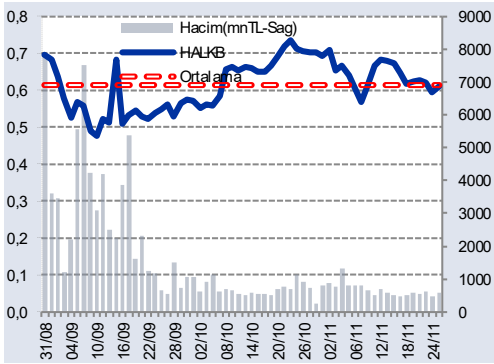

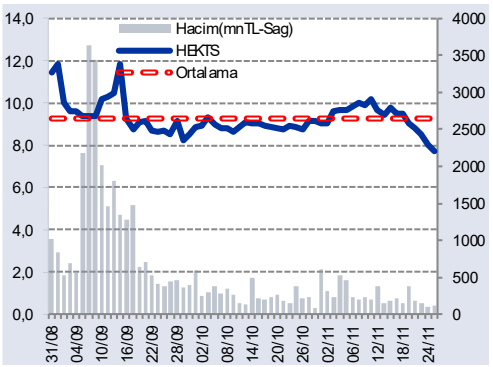

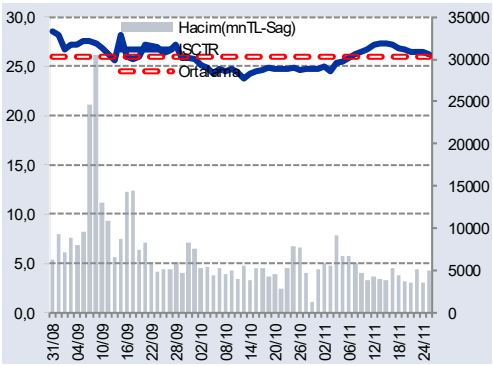

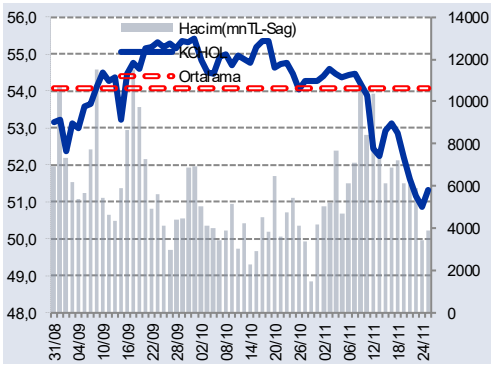

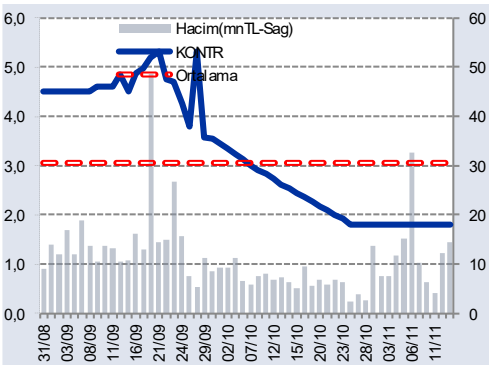

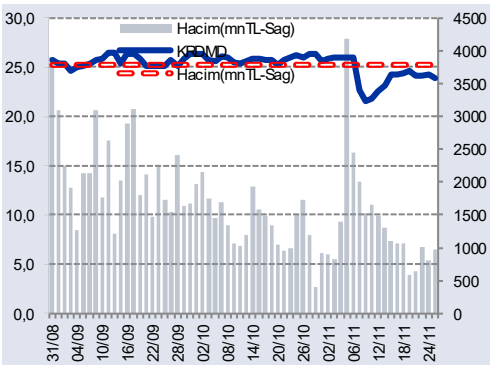

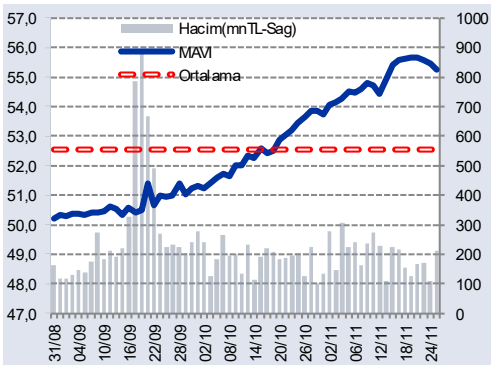

Lütfen rapor muş ünsonunda yer alan bilgilendirme notuna bakınız.

GÜNLÜK YABANCI ORANLARI TABLOSU

YABANCI ORANI GRAFİKLERİ BIST-50 İÇİN

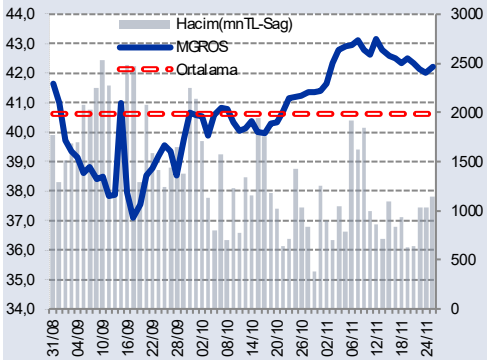

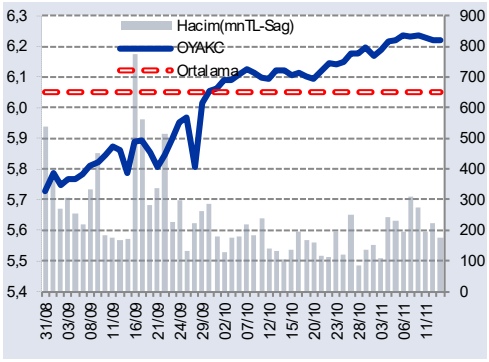

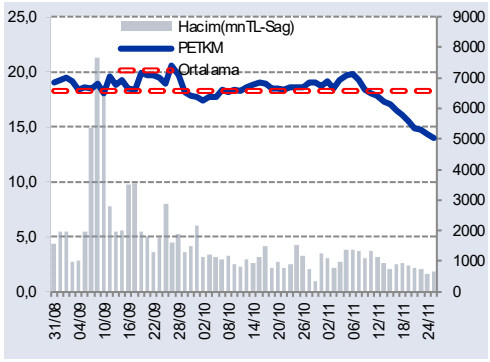

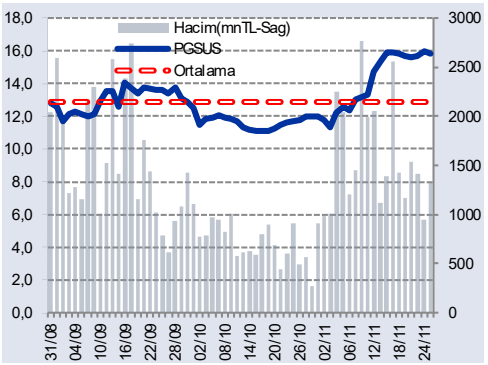

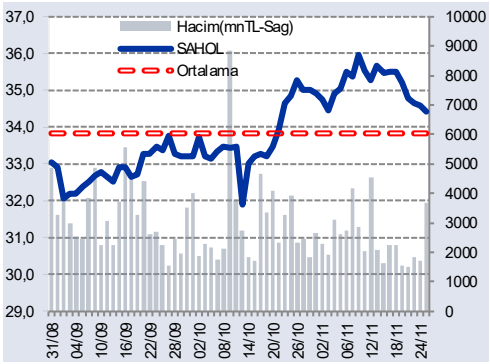

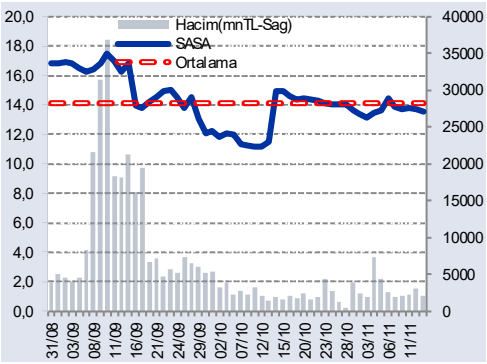

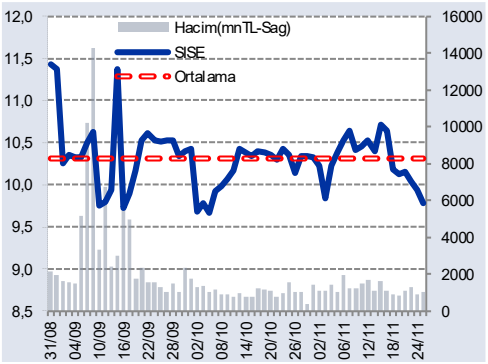

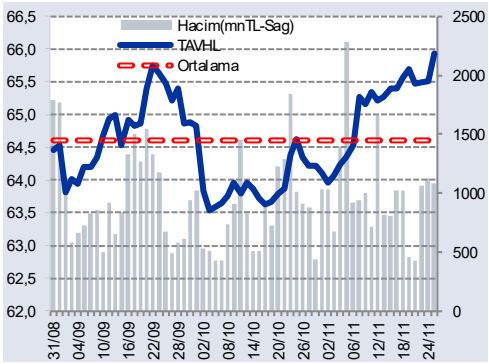

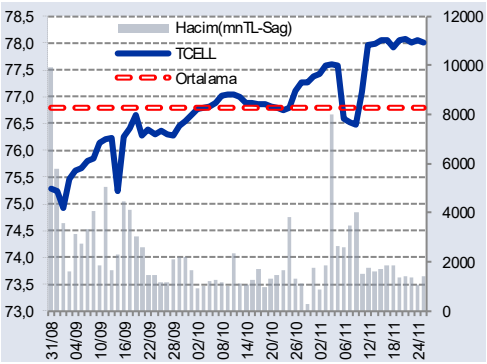

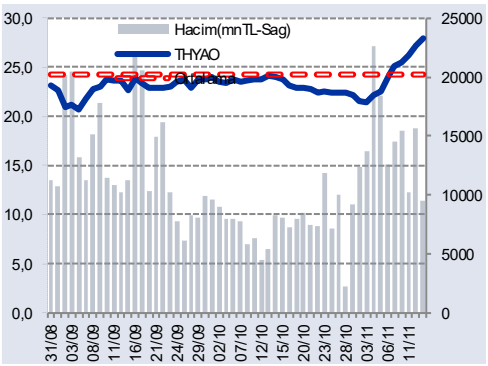

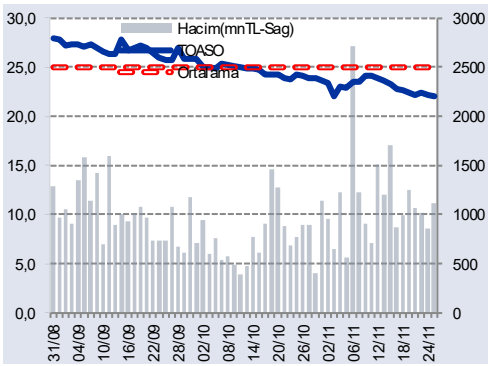

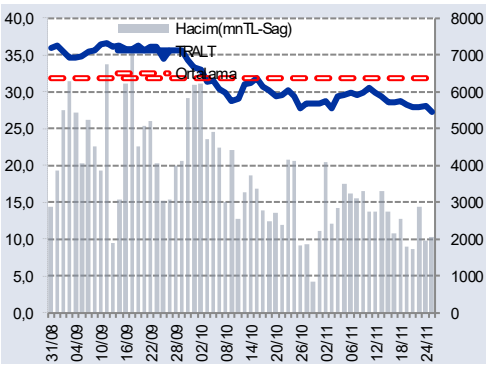

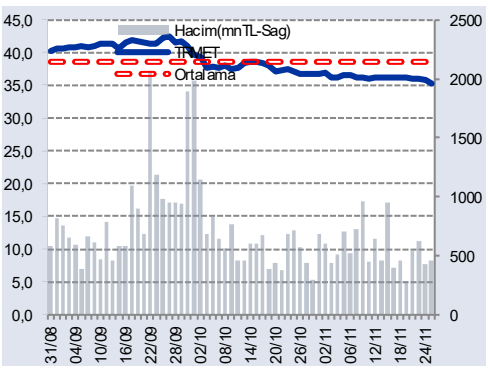

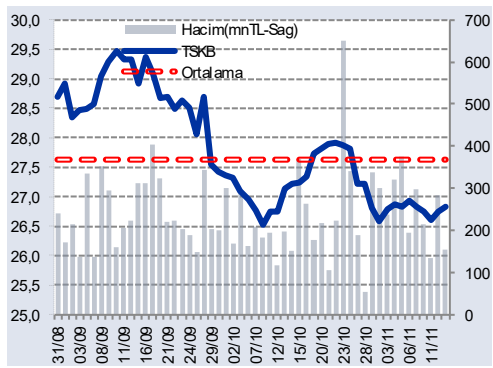

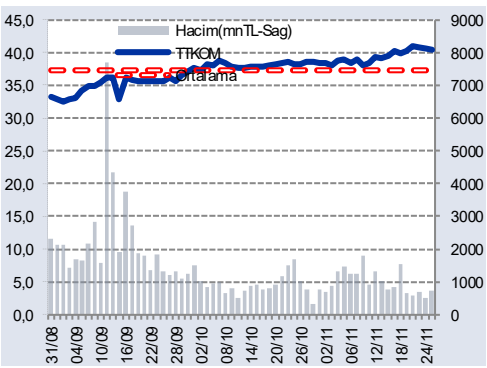

Tanımlar için lütfen sayfa sonundaki yatırım bilgilendirme notuna bakınız.

GÜNLÜK YABANCI ORANLARI TABLOSU

YABANCI ORANI GRAFİKLERİ BIST-50 İÇİN

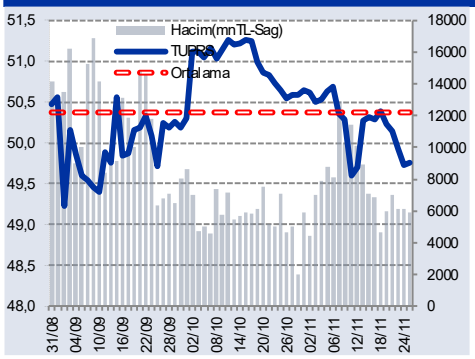

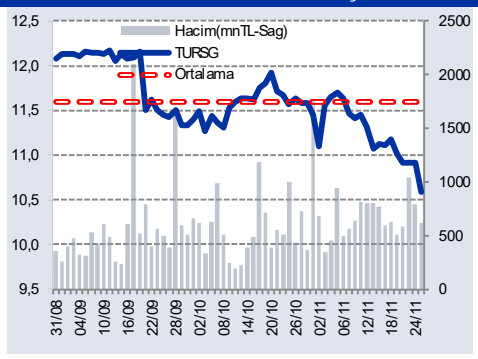

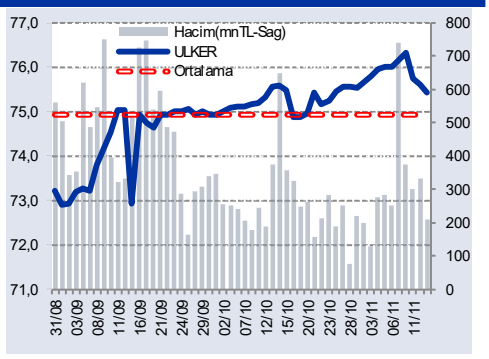

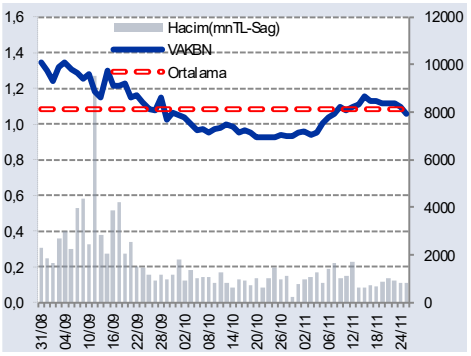

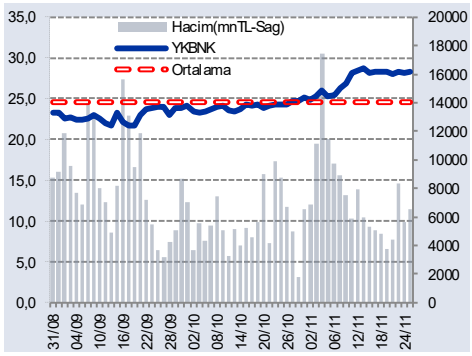

Lütfen rapor umuz hisse ve yer alan bilgilendirme notuna bakınız.

GÜNLÜK YABANCI ORANLARI TABLOSU

Bilgilendirme notu: Seçilmiş aracı kurumların takas toplamları ile hesaplanmaktadır. Farklı kurumlarda tutulan yabancı takasları olabilir, bu durum hisseler için hesaplanan oranlarda farklılıklar yaratabilir.

Öneri bilgilendirmesi: İş Yatırım Menkul Değerler A.Ş.'nin (İş Yatırım) BIST'te halka açık şirketler için AL, TUT ve SAT yönündeki önerileri BIST-100 endeksinin (endeks) beklenen getirisine göre değerlendirilmektedir. Tüm bu öneriler İş Yatırım Araştırma Bölümü analistleri tarafından şirketlerin ileride elde edeceği tahmin edilen karları, nakit akımları ve bilançolarına göre bağımsız olarak değerlendirilir. Ek olarak, analistler koşulların elverişsiz olduğu veya doğru değerlendirme yapmanın mümkün olmadığı durumlarda bazı hisse senetleri için geçici olarak GÖZDEN GEÇİRİLİYOR önerisi verebilirler. Münferit her şirket için yatırım önerisi sırasıyla belirtilen şu kriterlere göre değerlendirilir;

İŞ Yatırım Hisse senedi tavsiye metodolojisi:
Artış Potansiyeli > %25 : AL
%10 < Artış Potansiyeli < %25 :TUT
Artış Potansiyeli < %10 : SAT

Her sınır değeri için analist +/- %5 kanaat kullanabilmektedir.

Burada yer alan bilgiler İş Yatırım Menkul Değerler A.Ş. tarafından bilgilendirme amacı ile hazırlanmıştır. Yatırım bilgi, yorum ve tavsiyeleri yatırım danışmanlığı kapsamında değildir. Yatırım danışmanlığı hizmeti; aracı kurumlar, portföy yönetim şirketleri, mevduat kabul etmeyen bankalar ile müşteri arasında imzalanacak yatırım danışmanlığı sözleşmesi çerçevesinde sunulmaktadır. Burada yer alan yorum ve tavsiyeler, yorum ve tavsiyede bulunanların kişisel görüşlerine dayanmaktadır. Herhangi bir yatırım aracının alım-satım önerisi ya da getiri vaadi olarak yorumlanmamalıdır. Bu görüşler mali durumunuz ile risk ve getiri tercihlerinize uygun olmayabilir. Bu nedenle, sadece burada yer alan bilgilere dayanarak yatırım kararı verilmesi beklentilerinize uygun sonuçlar doğurmayabilir.

Burada yer alan fiyatlar, veriler ve bilgilerin tam ve doğru olduğu garanti edilemez; içerik, haber verilmeksizin değiştirilebilir. Tüm veriler, İş Yatırım Menkul Değerler A.Ş. tarafından güvenilir olduğuna inanılan kaynaklardan alınmıştır. Bu kaynakların kullanılması nedeni ile ortaya çıkabilecek hatalardan İş Yatırım Menkul Değerler A.Ş. sorumlu değildir.

Lütfenlapor umuzunsonunda yer alan bilgilendirme notuna bakınız.