İŞ YATIRIM

GÜNLÜK YABANCI ORANLARI TABLOSU

GÜNLÜK DEĞİŞİME GÖRE

BİST'in yabancı payı günlük değişimi 0,09 Puan

En Çok Artan	Cari Deger	23/11/2026	Puan	HAO %	Günlük	En Çok Azalan	Cari Deger	23/11/2026	Puan	HAO %	Günlük
Hisseler	Yabancı Payı	Yabancı Payı	Değ. bps		Getiri %	Hisseler	Yabancı Payı	Yabancı Payı	Değ. bps		Getiri %
KTLEV	10,03	9,16	0,87	34	-9,9	PRZMA	0,52	2,76	-2,25	70	-9,5
KPEKS	2,64	1,79	0,85	18	-5,2	EDATA	1,90	3,96	-2,06	30	-5,0
NETGL	3,42	2,76	0,66	23	6,0	KARCL	1,35	3,29	-1,94	13	-10,0
ICUGS	1,31	0,68	0,63	94	1,7	INFO	3,13	4,88	-1,75	56	-7,5
MOPAS	13,29	12,70	0,59	20	-2,2	ANELE	0,97	2,23	-1,26	21	-10,0
DAPGM	10,00	9,42	0,58	31	-5,8	CGCAM	1,42	2,62	-1,20	25	-8,9
YKSLN	5,18	4,60	0,58	35	-1,2	KLSYN	13,22	14,35	-1,13	21	-3,9
THYAO	31,93	31,36	0,57	49	-0,2	TKNKA	0,09	1,19	-1,11	14	4,0
MARTI	1,13	0,58	0,55	67	-5,6	ARFYE	3,30	4,26	-0,96	26	0,9
FZLGY	2,31	1,80	0,51	14	1,8	DOFRB	9,65	10,47	-0,82	29	-5,4

HAFTALIK DEĞİŞİME GÖRE

BİST'in yabancı payı haftalik değişim -0,25 Puan

En Çok Artan	Cari Deger	17/11/2026	Puan	HAO %	Hafta	En Çok Azalan	Cari Deger	17/11/2026	Puan	HAO %	Hafta
Hisseler	Yabancı Payı	Yabancı Payı	Değ. bps		Getiri %	Hisseler	Yabancı Payı	Yabancı Payı	Değ. bps		Getiri %
OBAMS	11,94	4,56	7,38	26	-13,9	SARAE	1,15	8,38	-7,23	17	-15,5
THYAO	31,93	29,43	2,51	49	-0,5	TKNKA	0,09	6,21	-6,12	14	-16,5
YKSLN	5,18	2,77	2,41	35	-14,9	NETGL	3,42	8,14	-4,73	23	7,7
ERSU	2,83	1,11	1,72	64	5,0	DUNYH	2,49	6,87	-4,38	64	-16,5
KOCMT	9,39	7,79	1,60	22	-10,8	BULGS	6,34	10,45	-4,11	26	-31,0
CITAS	2,76	1,27	1,49	8	-6,8	GIPTA	1,33	4,83	-3,50	42	-18,1
MCARD	1,46	0,16	1,30	16	-5,9	SMRVA	13,37	16,85	-3,48	27	-24,3
TMPOL	2,93	1,74	1,20	64	-26,9	EDATA	1,90	5,34	-3,44	30	-20,9
OZATD	1,89	0,71	1,18	16	7,8	ATATR	3,94	7,21	-3,27	34	-16,4
NETCD	2,75	1,60	1,16	28	-8,9	PRZMA	0,52	3,61	-3,09	70	-21,5

AYLIK DEĞİŞİME GÖRE

BİST'in yabancı payı aylık değişimi 0,91 Puan

En Çok Artan	Cari Deger	23/10/2026	Puan	HAO %	Ay	En Çok Azalan	Cari Deger	23/10/2026	Puan	HAO %	Ay
Hisseler	Yabancı Payı	Yabancı Payı	Chng. bps		Getiri %	Hisseler	Yabancı Payı	Yabancı Payı	Chng. bps		Getiri %
THYAO	31,93	22,56	9,37	49	24,2	HRKET	2,36	15,58	-13,22	27	-8,9
KOCMT	9,39	1,22	8,17	22	-1,8	EFOR	14,60	25,50	-10,90	28	-40,3
OBAMS	11,94	4,76	7,19	26	-6,8	ORGE	19,54	28,79	-9,25	48	-4,2
PGSUS	15,99	11,69	4,30	46	23,7	SARAE	1,15	9,76	-8,61	17	25,8
YKBNK	28,09	24,27	3,83	39	3,0	ATATP	7,96	15,26	-7,30	19	-14,1
KTLEV	10,03	6,36	3,68	34	48,2	TKNKA	0,09	6,95	-6,87	14	47,2
MACKO	11,72	8,36	3,36	30	-9,6	RALYH	3,66	10,23	-6,57	35	-64,4
CRFSA	3,58	0,24	3,34	11	-16,6	IEYHO	14,61	21,14	-6,53	29	4,4
GLRYH	6,39	3,21	3,18	71	-16,9	NETAS	1,53	8,04	-6,51	33	-28,6
DOCO	43,73	40,67	3,06	71	8,2	SMART	1,52	7,33	-5,81	93	61,8

YILIÇİ DEĞİŞİME GÖRE

BİST'in yabancı payı yılıçi değişimi 2,16 Puan

En Çok Artan	Cari Deger	31/12/2025	Puan	HAO %	Yılıçi	En Çok Azalan	Cari Deger	31/12/2025	Puan	HAO %	Yılıçi
Hisseler	Yabancı Payı	Yabancı Payı	Chng. bps		Getiri %	Hisseler	Yabancı Payı	Yabancı Payı	Chng. bps		Getiri %
AKCNS	76,79	12,71	64,08	5	4,0	ANELE	0,97	71,32	-70,35	21	-37,9
ECOGR	29,45	1,82	27,63	14	-19,8	BINBN	24,67	58,31	-33,63	11	-80,4
MAVI	55,45	34,47	20,98	69	-22,9	ESCAR	11,96	34,77	-22,82	15	-59,4
TABGD	61,02	40,33	20,69	32	-16,4	OZATD	1,89	20,32	-18,43	16	-26,3
ASTOR	66,47	46,99	19,48	43	29,5	EGEGY	5,53	23,56	-18,03	29	-30,1
AEFES	53,56	38,61	14,95	32	0,6	IHAAS	30,45	48,41	-17,97	28	-73,5
EUPWR	25,00	10,24	14,76	38	-3,1	RGYAS	36,31	54,01	-17,70	24	15,0
GMTAS	40,45	27,17	13,28	75	108,6	FROTO	17,05	34,49	-17,45	17	-22,0
TUPRS	49,73	37,92	11,81	49	83,9	DESA	2,31	16,86	-14,55	16	-34,7
MOPAS	13,29	2,16	11,13	20	-64,5	DOFER	3,76	17,81	-14,05	34	-66,5

BIST YILIÇİ YABANCI ORANI GRAFİĞİ

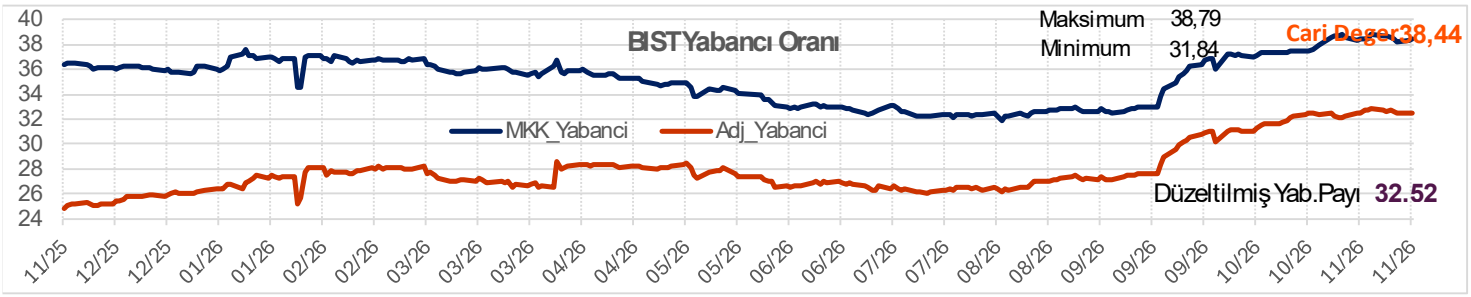

İş Yatırım | Şirket İçi | Internal
Detaylı bilgi için lütfen sayfanın üst kısmındaki uyarı ve hatırlatma notlarını değerlendirme notuna bakınız.

GÜNLÜK YABANCI ORANLARI TABLOSU

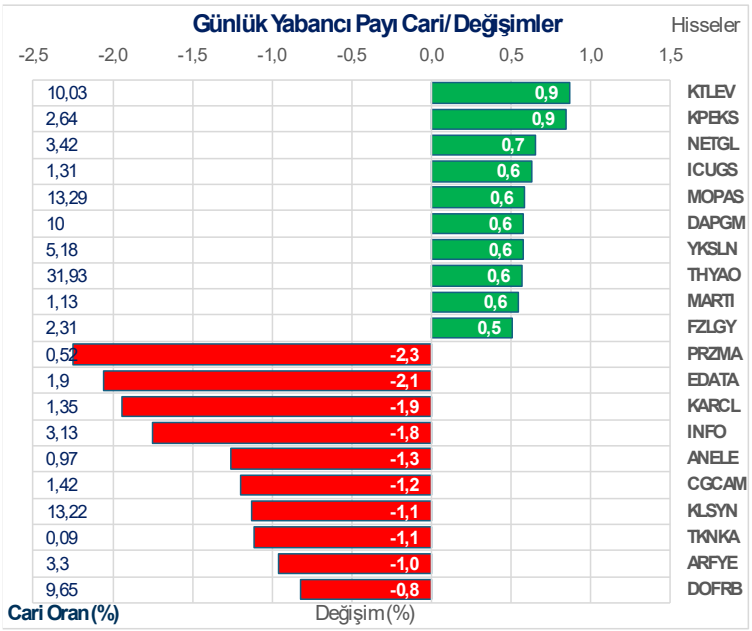

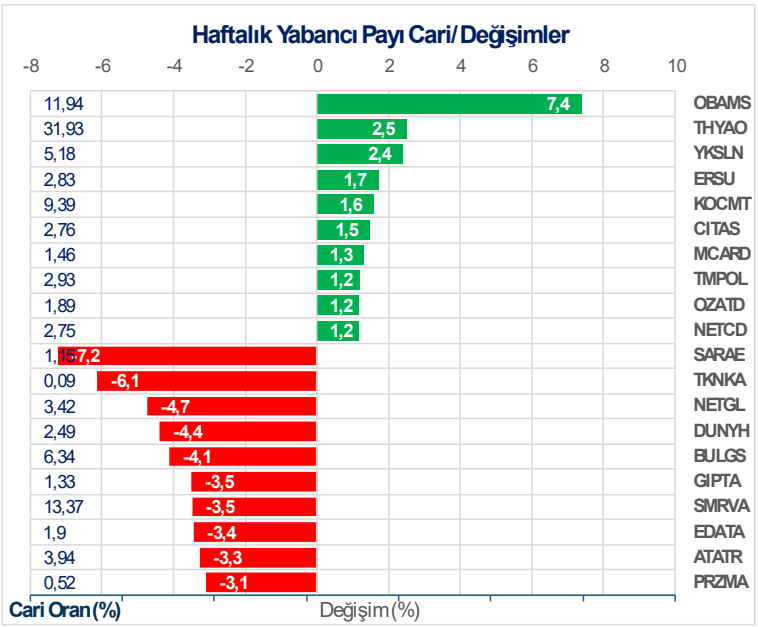

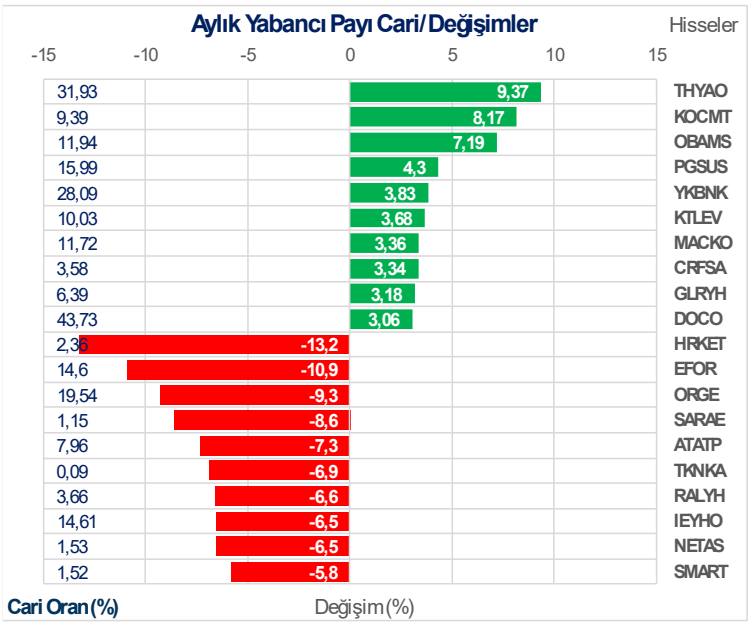

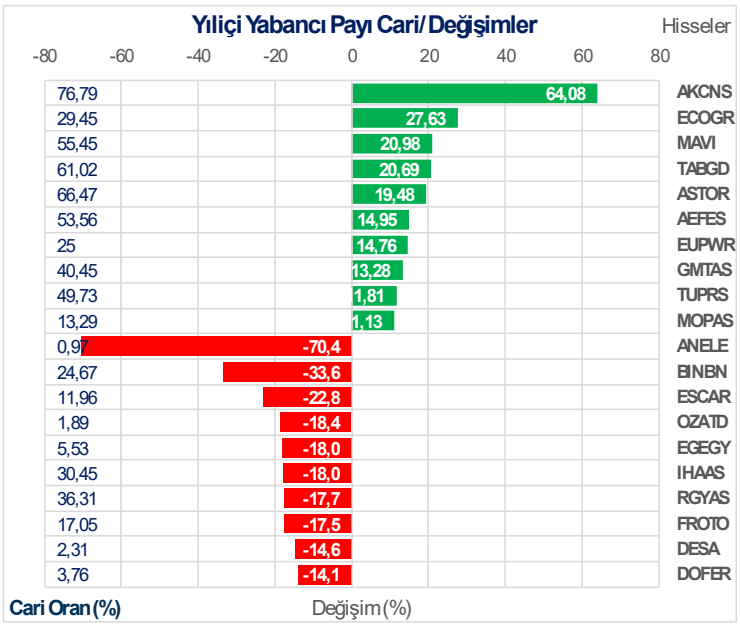

Lütfen raporun uçuncu sonunda yer alan bilgilendirme notuna bakınız.

GÜNLÜK YABANCI ORANLARI TABLOSU

CARİ HİSSE YABANCI ORANLARI (4.0 bps'den büyük olanlar)									
Hisse	Yabancı Payi(%)	Hisse	Yabancı Payi(%)	Hisse	Yabancı Payi(%)	Hisse	Yabancı Payi(%)	Hisse	Yabancı Payi(%)
A1CAP	9,22	EGEGY	5,53	KTLEV	10,03	TATGD	10,28		
ADESE	9,93	EGEPO	5,66	KUYAS	8,85	TAVHL	65,50		
AEFES	53,56	EKDMR	11,50	KZBGY	8,37	TCELL	78,06		
AGESA	59,98	EKGYO	20,95	LIDER	11,91	TCKRC	11,22		
AGHOL	30,59	EKOS	5,41	LIDFA	8,75	TEHOL	8,73		
AHGAZ	14,80	EKSUN	6,16	LILAK	7,91	TEKTU	6,63		
AKBNK	45,37	EMPAE	7,70	LINK	7,82	THYAO	31,93		
AKCNS	76,79	ENERY	10,41	LOGO	30,17	TKFEN	5,85		
AKFGY	6,65	ENJSA	35,16	LXGYO	5,65	TNZTP	7,58		
AKFYE	22,90	ENKAI	26,10	LYDYE	7,25	TOASO	22,11		
AKGRT	32,80	ENSRI	8,35	MACKO	11,72	TRALT	28,06		
AKHAN	13,82	EREGL	31,70	MAGEN	18,08	TRENJ	21,97		
AKSA	18,44	ESCAR	11,96	MARMR	7,27	TRGYO	14,80		
AKSEN	5,93	ESEN	10,14	MAVI	55,45	TRMET	35,90		
AKSGY	8,70	EUPWR	25,00	MEGMT	6,98	TSKB	26,62		
ALARK	21,65	EUREN	6,02	MEKAG	5,11	TTKOM	40,68		
ALBRK	21,37	FENER	5,85	METEN	14,19	TTRAK	29,85		
ALFAS	6,24	FORMT	7,99	MGROS	42,02	TUPRS	49,73		
ALKIM	5,20	FRIGO	5,16	MNDTR	82,58	TURSG	10,91		
ALKLC	7,46	FROTO	17,05	MOGAN	8,86	UCAYM	5,61		
ALTNY	6,70	GARAN	7,60	MOPAS	13,29	ULKER	74,20		
ALVES	8,54	GENIL	15,52	MPARK	51,67	ULUFA	6,39		
ANHYT	17,26	GESAN	12,15	MRSHL	79,80	ULUSE	80,36		
ANSGR	13,75	GLCVY	11,11	MTRKS	5,77	VAKFN	6,24		
ARASE	14,77	GLRYH	6,39	NUHCM	19,42	VAKKO	13,43		
ARCLK	13,17	GLYHO	25,56	OBAMS	11,94	VBTYZ	11,92		
ARENA	26,24	GMTAS	40,45	OBASE	5,40	VERUS	37,62		
ASELS	51,07	GOLDA	14,04	ODAS	8,68	VKGYO	8,07		
ASTOR	66,47	GOLTS	8,52	ORCAY	5,28	VSNMD	7,50		
ASUZU	5,69	GOODY	49,01	ORGE	19,54	YATAS	13,78		
ATATP	7,96	GRSEL	10,86	ORZAX	6,80	YAYLA	5,04		
AYDEM	20,87	GRTHO	6,72	OTKAR	10,83	YEOTK	11,62		
AYGAZ	63,31	GSDHO	13,06	OYAKC	6,25	YGGYO	6,53		
BALSU	7,24	GUBRF	11,60	OYYAT	7,33	YKBNK	28,09		
BANVT	77,57	GWIND	14,42	OZKGY	6,58	YKSLN	5,18		
BARMA	6,69	GZNMI	6,39	OZSUB	7,53	YYLGD	6,80		
BASGZ	7,03	HATSN	8,52	OZYSR	10,20	ZGYO	42,04		
BERA	7,01	HEKTS	8,02	PAGYO	5,37	ZOREN	29,87		
BFREN	23,66	HTTBT	25,20	PAHOL	5,20				
BIGCH	10,95	IEYHO	14,61	PASEU	9,14				
BIMAS	48,22	IHAAS	30,45	PATEK	5,65				
BINBN	24,67	IHLAS	10,64	PEKGY	13,25				
BIOEN	7,31	IHLGM	16,96	PENGD	9,06				
BJKAS	6,16	INDES	15,90	PENTA	8,17				
BKRGY	6,63	INVES	7,36	PETKM	14,29				
BRISA	8,49	ISCTR	26,50	PGSUS	15,99				
BRSAN	14,23	ISDMR	21,16	PKART	30,53				
BSOKE	11,96	ISFIN	10,02	POLHO	9,14				
BTCIM	7,70	ISGYO	8,00	POLTK	17,40				
BULGS	6,34	ISMEN	34,29	PSGYO	5,58				
BURCE	5,23	IZENR	11,49	QUAGR	7,61				
BYDNR	6,92	IZMDC	7,15	RAYSG	86,14				
CANTE	5,30	KAPLM	5,63	REEDR	6,04				
CATES	7,37	KAREL	6,37	RGYAS	36,31				
CCOLA	89,00	KARTN	5,65	RYGYO	47,73				
CIMSA	11,35	KAYSE	8,82	RYSAS	59,99				
CVKMD	6,75	KCAER	15,43	SAHOL	34,57				
CWENE	6,11	KCHOL	50,86	SANFM	8,26				
DAGI	11,26	KIMMR	6,13	SARKY	5,21				
DAPGM	10,00	KLKIM	6,82	SASA	12,91				
DGATE	10,51	KLRHO	8,20	SDTTR	7,82				
DITAS	5,65	KLSYN	13,22	SEGMN	5,04				
DOAS	17,11	KLYPV	5,55	SELEC	15,60				
DOCO	43,73	KMPUR	10,23	SISE	9,93				
DOFRB	9,65	KOCMT	9,39	SKBNK	9,06				
DOHOL	25,48	KONYA	53,85	SMRTG	8,99				
DSTKF	5,29	KORDS	9,96	SMRVA	13,37				
DURKN	5,60	KRDMA	19,47	SNGYO	10,43				
EBEBK	13,73	KRDMD	24,25	SOKM	34,21				
ECILC	5,32	KRONT	5,68	SRVGY	16,70				
ECOGR	29,45	KRPLS	11,62	SUNTK	6,45				
EFOR	14,60	KRSTL	9,85	SUWEN	13,30				
EGEEN	6,97	KRVGD	19,10	TABGD	61,02				

İş Yatırım | Şirket İçi | Internal
İşletmelerin konsolide finansal tablolara ilişkin bilgilendirme notuna bakınız.

GÜNLÜK YABANCI ORANLARI TABLOSU

Yabancı Oranı 10 Günlük Artış Matrisi (10 Gündür Sürekli Artan Hisseler)

Hisse	Gun	T	T-1	T-2	T-3	T-4	T-5	T-6	T-7	T-8	T-9
THYAO	10	31,93	31,36	31,08	30,31	30,01	29,43	29,04	27,97	27,24	26,24
KOCMT	10	9,39	9,06	8,70	8,43	7,99	7,79	7,76	7,10	6,94	6,67
ALTNY	9	6,70	6,68	6,63	6,41	6,30	6,29	6,11	5,81	5,76	
MPARK	9	51,67	51,58	51,55	51,36	51,28	51,16	50,86	50,81	50,75	
DERIM	8	3,88	3,86	3,83	3,81	3,77	3,71	3,70	3,68		
CELHA	8	3,72	3,51	3,43	3,23	2,63	2,59	2,39	2,35		
HATSN	7	8,52	8,37	7,96	7,96	7,74	7,70	7,33			
FMIZP	7	4,30	4,26	4,23	4,15	4,06	3,91	3,79			
GSDHO	7	13,06	13,00	12,93	12,92	12,81	12,80	12,74			
NIBAS	7	1,59	1,43	1,27	1,26	1,23	1,13	0,80			
VAKFN	6	6,24	6,22	6,06	6,04	5,98	5,65				
SKBNK	6	9,06	9,01	8,99	8,98	8,82	8,76				
ACSEL	5	1,74	1,63	1,54	1,46	1,32					
ARDYZ	5	2,16	2,01	2,00	1,96	1,89					
ENTRA	5	3,40	3,30	3,19	3,01	2,71					
ERSU	5	2,83	2,53	2,10	1,79	1,56					
EGEEN	5	6,97	6,88	6,82	6,79	6,71					
ENDAE	5	2,17	2,16	2,15	2,13	2,02					
ORZAX	4	6,80	6,50	6,49	6,44						
SNGYO	4	10,43	10,37	10,35	10,29						
CLEBI	4	4,14	4,07	4,05	4,04						
VAKFA	4	0,26	0,22	0,21	0,18						
AKSEN	4	5,93	5,86	5,82	5,78						
BUCIM	4	3,31	3,28	3,26	3,24						
KAPLM	4	5,63	5,62	5,23	5,14						
AKFIS	4	4,71	4,63	4,08	4,03						
INTET	4	3,62	3,41	2,89	2,81						
AKSUE	4	4,84	4,70	4,67	4,62						
CUSAN	4	2,03	1,74	1,51	1,50						
MEYSU	4	2,29	1,94	1,71	1,51						
MAALT	4	0,35	0,31	0,28	0,24						
SAFKR	4	1,27	1,24	1,22	1,18						
MAKTK	4	3,46	3,45	3,33	3,28						
ECILC	3	5,32	5,30	5,26							
LILAK	3	7,91	7,86	7,85							
BRLSM	3	4,60	4,48	4,28							
BIENY	3	0,31	0,13	0,07							
DOCO	3	43,73	43,50	43,27							
ARMGD	3	4,03	3,97	3,86							
KGYO	3	0,69	0,65	0,57							
KUVVA	3	0,69	0,58	0,55							
MRSHL	3	79,80	79,77	79,76							
GMTAS	3	40,45	40,45	40,44							
CRFSA	3	3,58	3,24	3,03							
TMPOL	3	2,93	2,48	1,71							
PSGYO	3	5,58	5,47	5,42							
BRKVY	3	3,30	3,06	2,95							
PASEU	3	9,14	9,05	8,87							
BRYAT	3	4,19	4,18	4,17							
SEKFK	3	0,14	0,10	0,09							
MCARD	3	1,46	1,19	0,82							
TABGD	3	61,02	61,01	60,71							
BVSAN	3	1,23	1,20	0,89							
DNISI	3	0,11	0,10	0,04							
NETCD	3	2,75	2,28	1,98							
SMART	3	1,52	1,32	1,28							
ENJSA	3	35,16	35,10	35,05							
SELEC	3	15,60	15,39	15,22							
SDTTR	3	7,82	7,78	7,74							
UCAYM	3	5,61	5,44	5,32							
VKGYO	3	8,07	8,05	8,03							
AYCES	2	2,16	2,13								
ADEL	2	0,13	0,12								
KTLEV	2	10,03	9,16								
A1YEN	2	3,91	3,67								
A1CAP	2	9,22	8,88								
AVPGY	2	3,09	3,06								
AKCNS	2	76,79	76,79								
ADESE	2	9,93	9,75								
BERA	2	7,01	6,89								
CIMSA	2	11,35	11,25								
KUYAS	2	8,85	8,70								
FLAP	2	0,15	0,11								
BALSU	2	7,24	7,14								
ARSAN	2	1,31	1,29								
BIGCH	2	10,95	10,76								
PAPIL	2	3,87	3,82								
LMKDC	2	2,24	2,14								
BINBN	2	24,67	24,21								
MOGAN	2	8,86	8,71								
AGROT	2	3,45	3,40								
BINHO	2	0,44	0,40								
DAPGM	2	10,00	9,42								
BTCIM	2	7,70	7,45								
ATAKP	2	4,03	3,89								
LYDHO	2	4,95	4,94								
FZLGY	2	2,31	1,80								
VBTYZ	2	11,92	11,77								
MEGMT	2	6,98	6,84								
HKTM	2	1,80	1,36								
BESTE	2	4,24	4,22								
ICUGS	2	1,31	0,68								
SNICA	2	0,77	0,76								

Yabancı Oranı 10 Günlük Artış Matrisi (10 Gündür Sürekli Artan Hisseler)

Hisse	Gun	T	T-1	T-2	T-3	T-4	T-5	T-6	T-7	T-8	T-9
PAHOL	2	5,20	5,14								
KARTN	2	5,65	5,54								
QUICK	2	0,72	0,69								
CEMTS	2	3,21	3,18								
ISCTR	2	26,50	26,50								
GLCVY	2	11,11	11,05								
SANEL	2	2,26	2,08								
BIKRGY	2	6,63	6,32								
PGSUS	2	15,99	15,69								
INDES	2	15,90	15,71								
SANFM	2	8,26	8,23								
OZSUB	2	7,53	7,50								
JANTS	2	0,36	0,31								
ELITE	2	3,51	3,31								
SMRTG	2	8,99	8,97								
YESIL	2	3,55	3,50								
KARSN	2	3,60	3,55								
MERKO	2	1,65	1,62								
OYAKC	2	6,25	6,24								
EDIP	2	1,44	1,40								
SELVA	2	2,32	2,25								
IZMDC	2	7,15	7,09								
TMSN	2	3,71	3,65								
EGGUB	2	1,63	1,62								
VKING	2	1,25	1,22								
IZFAS	2	4,53	4,42								
YIGIT	2	1,18	1,05								
SAYAS	2	0,55	0,50								
ENSRI	2	8,35	8,30								
EYGYO	2	1,34	1,31								
VAKKO	2	13,43	13,30								
FRMPL	2	4,23	4,05								
KATMR	2	3,92	3,86								
GOLTS	2	8,52	8,51								
KPEKS	2	2,64	1,79								
TATEN	2	2,71	2,42								
GEDZA	2	1,25	1,23								
HEDEF	2	0,52	0,44								
LRSHO	2	1,47	1,46								
TSPOR	2	3,05	3,03								
KRDMA	2	19,47	19,39								
KOPOL	2	3,52	3,49								
YGGYO	2	6,53	6,53								
ULAS	2	1,76	1,72								
KRDMD	2	24,25	24,17								
PRKME	2	0,87	0,63								
SKYLP	2	1,03	0,63								
TAVHL	2	65,50	65,48								
KRTEK	2	0,29	0,25								
TUKAS	2	3,26	3,22								
PEKGY	2	13,25	13,12								
YKSLN	2	5,18	4,60								
PLTUR	2	0,27	0,26								
PRKAB	2	1,10	0,89								

Uçta yer alan hisselerin uç fiyat ve/veya tavan/taban bilgilendirme notuna bakınız.

GÜNLÜK YABANCI ORANLARI TABLOSU

Yabancı Oranı 10 Günlük Düşüş Matrisi (10 Gündür Sürekli Düşen Hisseler)

Hisse	Gun	T	T-1	T-2	T-3	T-4	T-5	T-6	T-7	T-8	T-9
ULKER	10	74,20	74,50	74,60	74,67	74,97	75,22	75,35	75,44	75,61	75,75
YYLGD	10	6,80	6,82	6,88	7,01	7,21	7,63	7,75	7,77	7,89	8,05
KMPUR	10	10,23	10,26	10,37	10,56	10,70	10,73	10,85	10,97	11,25	12,01
ATATP	10	7,96	8,08	8,74	8,91	9,27	9,47	9,91	10,30	10,71	11,53
TURGG	10	0,57	0,60	0,62	0,64	0,68	0,72	0,80	0,85	1,08	1,20
ERBOS	10	2,33	2,36	2,41	2,43	2,46	2,47	2,49	2,54	2,62	2,70
HTTBT	10	25,20	25,20	25,21	25,23	25,25	25,26	25,28	25,31	25,32	25,44
ALVES	10	8,54	8,57	8,63	8,67	8,71	8,76	8,78	8,79	8,81	8,89
HLGYO	10	3,98	4,10	4,12	4,20	4,31	4,34	4,52	4,73	4,88	5,14
ALFAS	10	6,24	6,40	6,56	6,77	6,82	6,99	7,10	7,13	7,31	7,62
LKMNH	10	4,73	4,76	4,78	4,80	4,81	5,04	5,12	5,13	5,22	5,34
PAGYO	10	5,37	5,38	5,39	5,41	5,43	5,44	5,47	5,49	5,50	5,51
KAREL	10	6,37	6,71	6,94	7,62	7,65	7,72	7,98	8,03	8,22	8,58
PETKM	10	14,29	14,76	14,87	15,55	16,05	16,54	17,06	17,31	17,78	18,06
ULUUN	10	0,68	0,68	0,70	0,75	0,80	0,80	0,86	0,91	0,96	1,55
KRVGD	10	19,10	19,15	19,28	19,46	19,51	19,67	19,71	19,81	20,03	20,46
HATEK	9	3,42	3,43	3,47	3,68	3,76	3,79	3,98	4,35	4,40	
HRKET	9	2,36	2,42	2,57	3,35	4,36	4,99	5,99	10,56	11,16	
MEPET	9	0,65	0,66	0,67	0,70	0,75	0,75	0,76	0,78	0,80	
EGSER	8	1,45	1,52	1,55	1,64	1,67	1,70	1,76	1,81		
ZRGYO	7	4,16	4,16	4,19	4,21	4,26	4,28	4,28			
EKOS	6	5,41	5,45	5,55	5,93	6,09	6,11				
AKFYE	6	22,90	22,92	22,94	23,08	23,09	23,16				
ORGE	6	19,54	19,85	20,00	20,29	20,55	20,81				
ASTOR	6	66,47	66,82	67,00	67,18	67,24	67,87				
AKGRT	6	32,80	33,10	33,26	33,45	33,49	33,56				
EKSUN	6	6,16	6,24	6,39	6,52	6,64	6,85				
PINSU	6	2,76	2,82	2,92	3,03	3,25	3,27				
ESEN	6	10,14	10,17	10,21	10,24	10,43	11,11				
BNTAS	6	0,46	0,49	0,53	0,65	0,70	0,71				
ARCLK	6	13,17	13,17	13,22	13,26	13,37	13,38				
DOFRB	6	9,65	10,47	10,52	10,88	11,33	11,61				
HEKTS	6	8,02	8,53	8,83	9,03	9,50	9,52				
KLSER	6	4,90	4,91	4,93	4,94	5,00	5,07				
OYLUM	6	0,57	0,58	0,60	0,63	0,64	0,65				
SASA	6	12,91	13,04	13,06	13,21	13,42	13,53				
BAGFS	6	4,75	4,88	4,93	5,06	5,12	5,18				
SARKY	6	5,21	5,25	5,25	5,27	5,31	5,34				
TKNSA	6	3,61	3,64	3,71	3,74	3,84	3,91				
TSGYO	6	0,52	0,53	0,53	0,59	0,60	0,61				
BEGYO	5	4,94	5,00	5,10	5,24	5,32					
SOKE	5	1,99	2,02	2,03	2,16	2,22					
LINK	5	7,82	7,92	8,05	8,38	8,65					
BORLS	5	4,49	4,50	4,86	5,19	5,50					
MEDTR	5	2,61	2,63	2,66	2,74	2,81					
EUPWR	5	25,00	25,47	25,51	25,57	25,88					
SRVGY	5	16,70	16,73	16,77	16,83	16,88					
ULUSE	5	80,36	80,42	80,45	80,50	80,51					
RGYAS	5	36,31	36,64	36,94	37,20	37,50					
KCHOL	5	50,86	51,17	51,61	52,20	52,87					
SUMEN	5	13,30	13,34	13,34	13,36	13,40					
PENGD	5	9,06	9,21	9,26	9,50	9,51					
BESLR	4	2,31	2,32	2,34	2,35						
OZRDN	4	1,49	1,58	1,79	1,87						
DOHOL	4	25,48	25,54	25,56	25,67						
AZTEK	4	0,09	0,18	0,23	0,32						
DGNMO	4	1,44	1,66	1,78	1,82						
GSDDE	4	1,42	1,50	1,53	1,86						
IHAAS	4	30,45	30,68	32,51	32,71						
DESA	4	2,31	2,40	2,47	2,60						
OSMEN	4	1,72	1,73	1,75	1,84						
AKBNK	4	45,37	45,87	45,94	46,29						
TRGYO	4	14,80	14,96	15,21	15,33						
GRNYO	4	2,14	2,17	2,22	2,28						
GOZDE	4	0,61	0,63	0,63	0,65						
RALYH	4	3,66	3,67	3,67	3,68						
TUREX	4	1,38	1,45	1,52	1,75						
KAYSE	4	8,82	8,90	8,94	9,49						
MANAS	4	4,21	4,67	5,29	5,33						
INVES	4	7,36	7,37	7,38	7,45						
TUPRS	4	49,73	49,93	50,15	50,24						
TTRAK	4	29,85	29,90	29,94	29,97						
TRMET	4	35,90	35,97	36,07	36,24						
SAHOL	4	34,57	34,66	34,77	35,19						
VKFYO	4	0,75	0,88	1,01	1,02						
TATGD	4	10,28	10,42	10,51	10,81						
ALCTL	3	2,89	2,98	3,00							
ANELE	3	0,97	2,23	2,43							
GARAN	3	7,60	7,64	7,67							
CEOEM	3	3,40	3,48	3,62							
AHGAZ	3	14,80	14,84	14,86							
BIGEN	3	2,57	2,64	2,65							
AGYO	3	0,04	0,06	0,06							
AKMGY	3	0,18	0,18	0,19							
DARDL	3	2,89	2,92	2,95							
ALBTN	3	0,87	0,87	1,09							
PNSUT	3	0,18	0,21	0,25							
AVHOL	3	3,89	3,90	4,66							
DMSAS	3	4,81	4,82	4,85							
IZENR	3	11,49	11,55	11,56							
ARFYE	3	3,30	4,26	4,34							
DURKN	3	5,60	5,97	6,30							
GLBMD	3	0,26	0,26	0,27							

Yabancı Oranı 10 Günlük Düşüş Matrisi (10 Gündür Sürekli Düşen Hisseler)

Hisse	Gun	T	T-1	T-2	T-3	T-4	T-5	T-6	T-7	T-8	T-9
EGPRO	3	0,48	0,56	0,57							
BYDNR	3	6,92	7,28	7,51							
HUNER	3	1,11	1,12	1,15							
EGEGY	3	5,53	5,55	5,89							
KUTPO	3	1,73	1,76	1,79							
DENGE	3	1,19	1,27	1,27							
ATAGY	3	0,01	0,01	0,01							
ISFIN	3	10,02	10,02	10,03							
BMSCH	3	0,13	0,17	0,24							
DITAS	3	5,65	5,69	5,79							
KRGYO	3	1,66	1,96	3,04							
KTSKR	3	4,23	4,36	4,44							
POLHO	3	9,14	9,21	9,27							
DOKTA	3	1,08	1,08	1,08							
MGROS	3	42,02	42,14	42,33							
MTRKS	3	5,77	5,85	5,85							
GENTS	3	2,94	2,99	2,99							
FADE	3	3,21	3,35	3,44							
KRSTL	3	9,85	10,06	10,14							
NUGYO	3	3,60	3,62	3,66							
OZKGY	3	6,58	6,60	6,63							
INTEM	3	2,80	2,81	2,84							
EUREN	3	6,02	6,12	6,15							
VANGD	3	1,08	1,17	1,20							
DGATE	3	10,51	10,75	10,79							
KIMMR	3	6,13	6,34	6,48							
MRGYO	3	1,37	1,39	1,41							
YATAS	3	13,78	13,79	13,82							
PRDGS	3	1,07	1,16	1,58							
LIDFA	3	8,75	8,76	8,76							
SARAE	3	1,15	1,66	3,92							
PARSN	3	0,28	0,31	0,38							
GOKNR	3	2,77	2,82	2,83							
UFUK	3	2,34	2,36	2,49							
MERCN	3	3,83	4,04	5,01							
SEGMN	3	5,04	5,30	5,64							
VRGYO	3	1,75	1,77	1,80							
IZINV	3	1,36	1,60	2,36							
NTHOL	3	2,95	2,96	2,96							
SERNT	3	1,60	1,66	1,76							
MNDRS	3	1,20	1,22	1,24							
LUKSK	3	1,07	1,13	1,16							
SILVR	3	1,10	1,10	1,11							
ONCSM	3	3,00	3,11	3,39							
INVEO	2	0,32	0,32								
AKFGY	2	6,65	6,69								
ASELS	2	51,07	51,40								
AYDEM	2	20,87	21,46								
TEHOL	2	8,73	8,74								
BMSTL	2	4,22	4,26								
SEGYO	2	0,38	0,42								
ALARK	2	21,65	21,69								
KLSYN	2	13,22	14,35								
AKHAN	2	13,82	14,27								
BIZIM	2	1,63	1,70								
BRISA	2	8,49	8,56								
OYAYO	2	0,10	0,11								
AVGYO	2	0,11	0,12								
BURVA	2	1,23	1,37								
DGGYO	2	0,01	0,01								
TKFEN	2	5,85	5,88								
HALKB	2	0,59	0,62								
CCOLA	2	89,00	89,01								
BAKAB	2	3,34	3,47								
COSMO	2	1,38	1,52								
SANKO	2	1,19	1,23								
ECZYT	2	3,68	3,77								
ALGYO	2	4,84	4,84								
FORMT	2	7,99	8,02								
GENIL	2	15,52	15,54								
LYDYE	2	7,25	7,43								
RODRG	2	4,87	4,95								
RYSAS	2	59,99	59,99								
KSTUR	2	0,06	0,06								
ORCAY	2	5,28	5,39								
PKENT	2	0,35	0,38								
MAVI	2	55,45	55,59								
TRCAS	2	3,31	3,35								
DEVA	2	2,94	2,95								
IHEVA	2	1,73	1,74								
OZATD	2	1,89	1,99								
SISE	2	9,93	10,04								
PKART	2	30,53	31,21								
SMRVA	2	13,37	13,56								
RUZYE	2	3,44	3,54								
TTKOM	2	40,68	40,76								
MSGYO	2	0,27	0,28								
TSKB	2	26,62	26,66								

Uçta farklılık olması durumunda lütfen bilgilendirme notuna bakınız.

GÜNLÜK YABANCI ORANLARI TABLOSU

YABANCI ORANI GRAFİKLERİ BIST-50 İÇİN

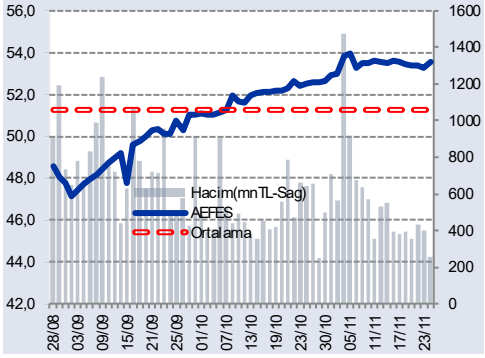

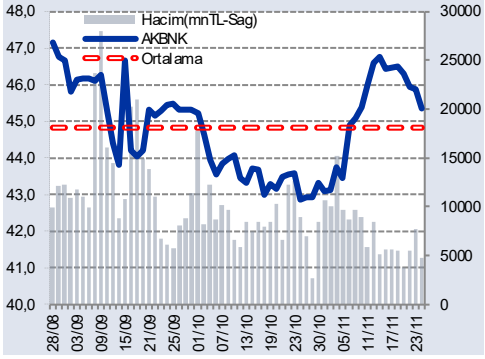

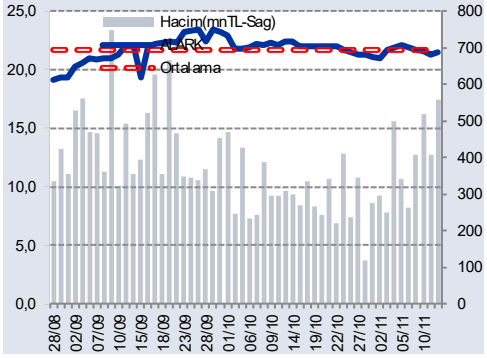

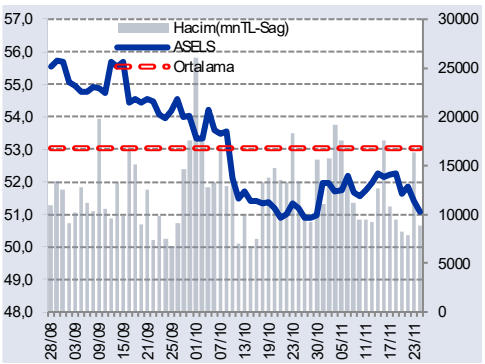

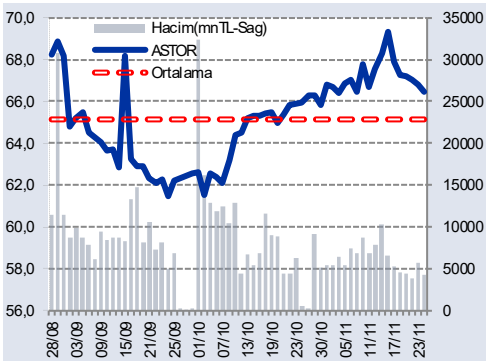

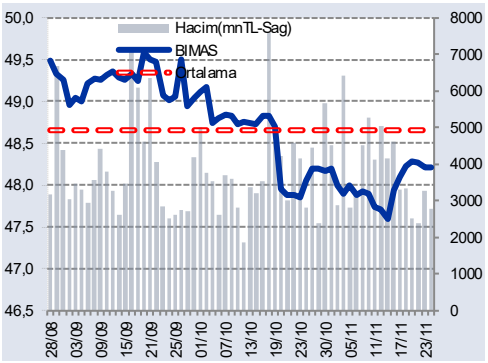

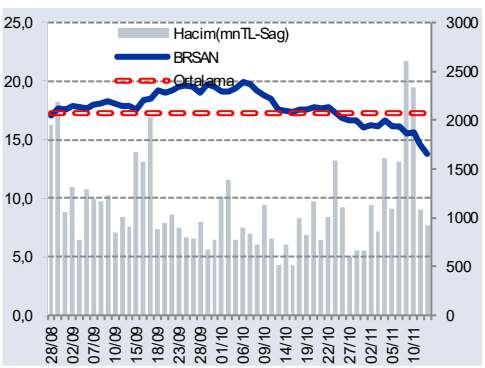

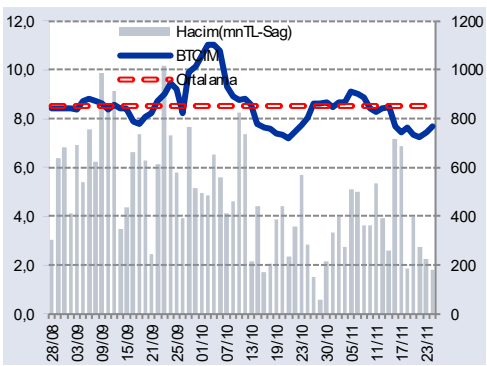

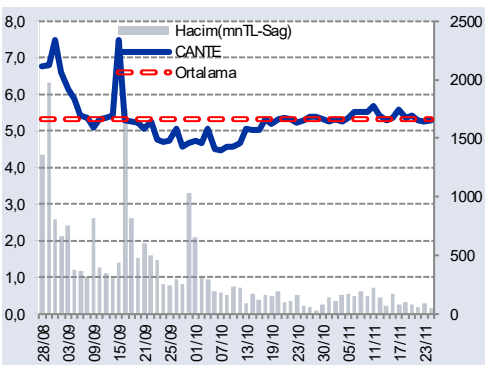

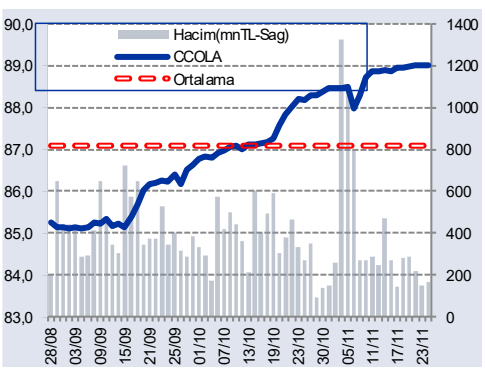

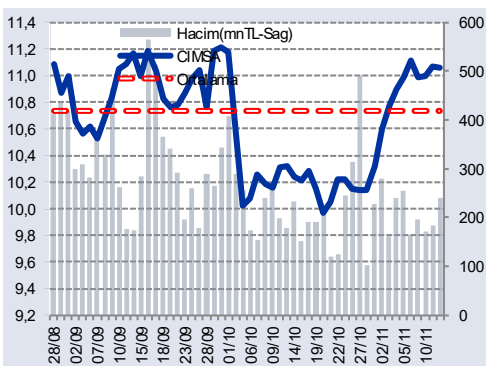

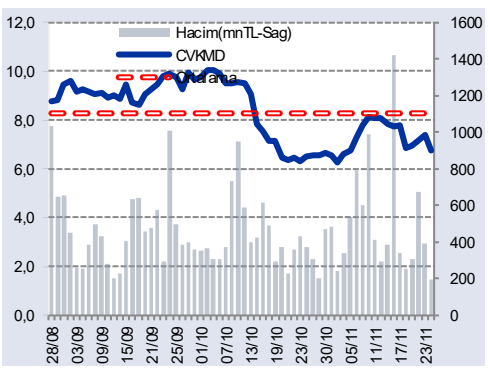

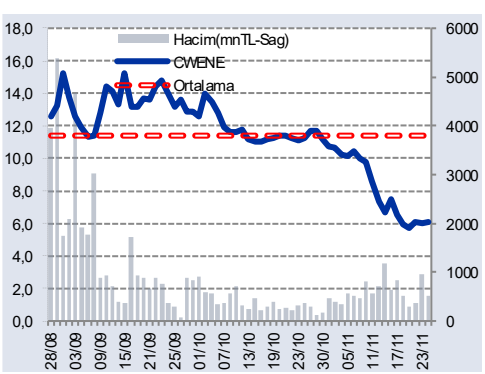

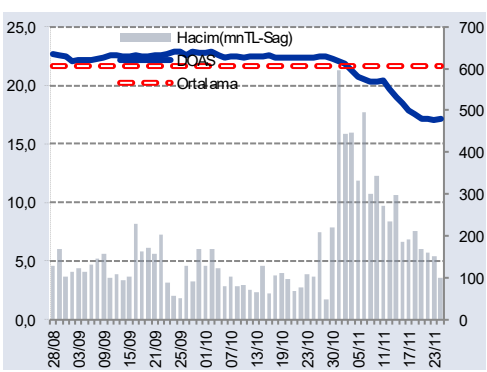

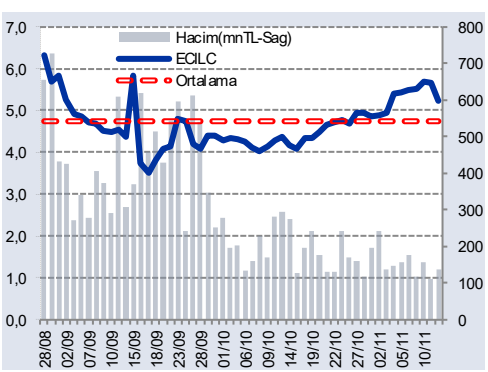

Lütfenlapor imuz inkonunca yer alan bilgilendirme notuna bakınız.

GÜNLÜK YABANCI ORANLARI TABLOSU

YABANCI ORANI GRAFİKLERİ BIST-50 İÇİN

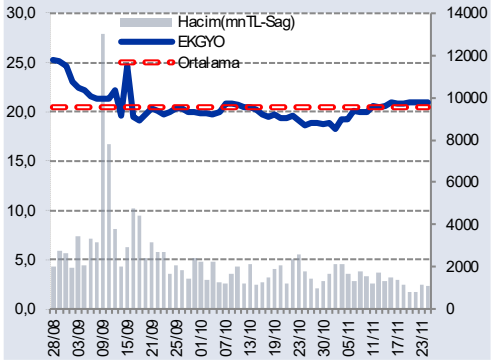

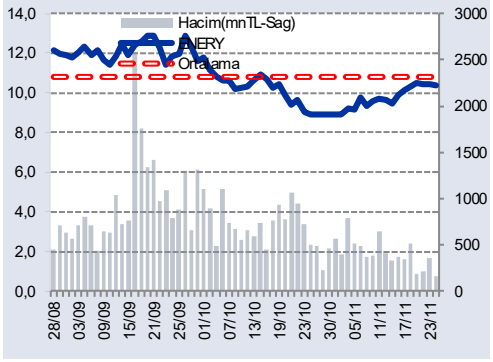

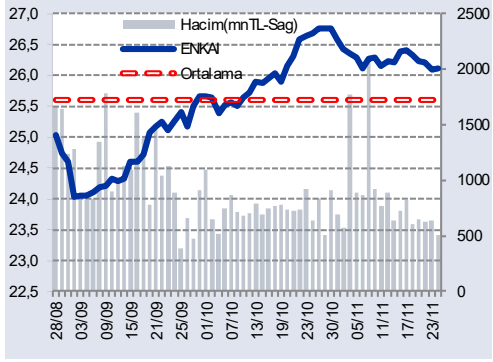

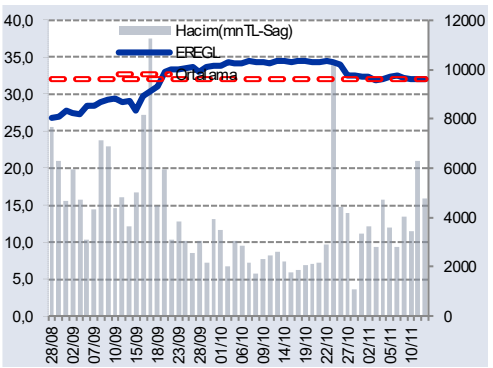

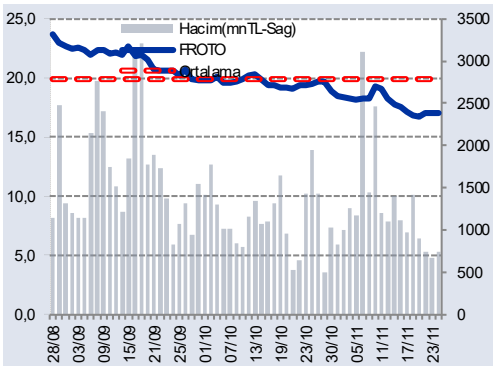

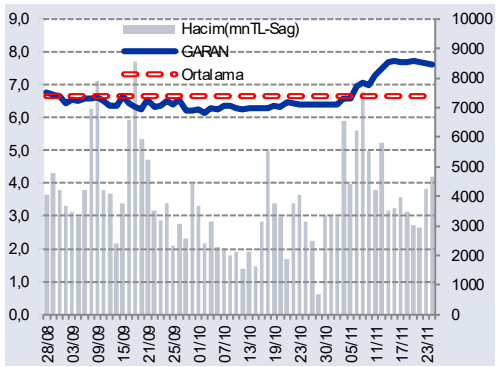

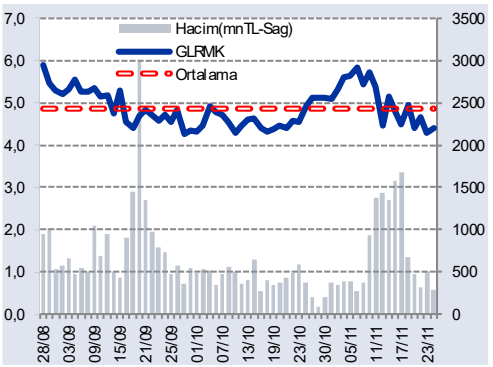

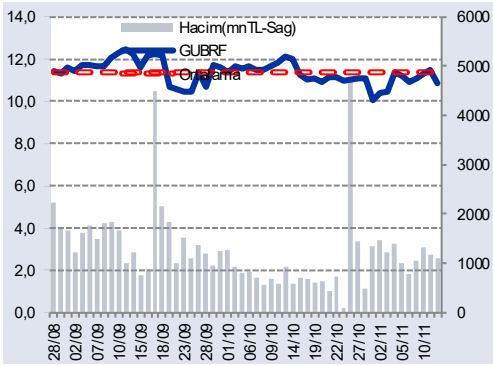

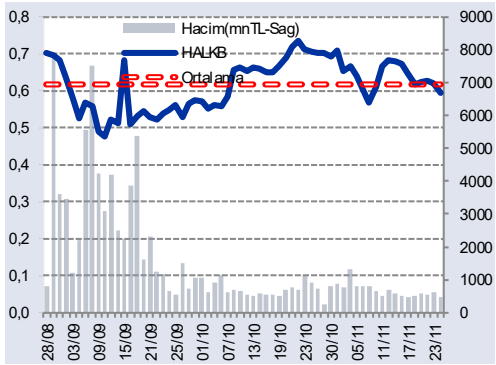

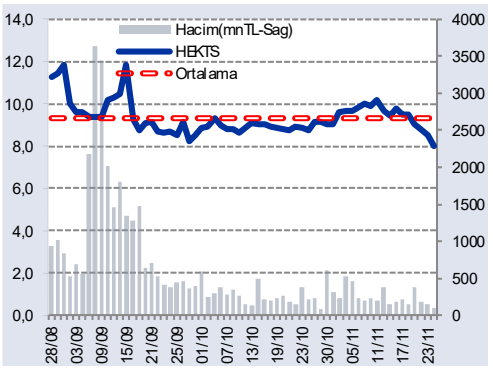

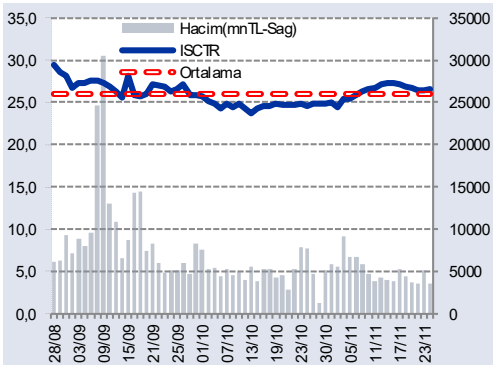

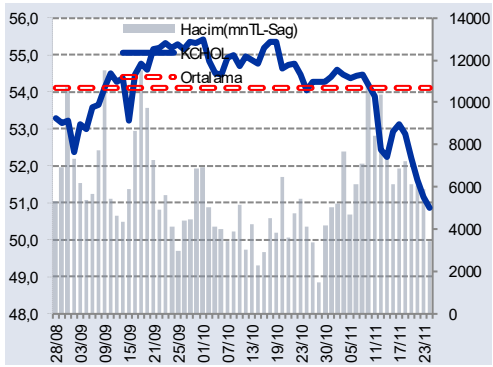

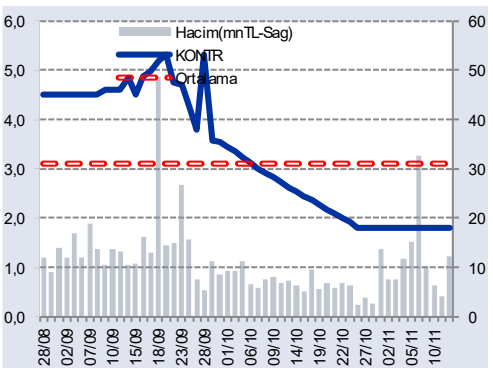

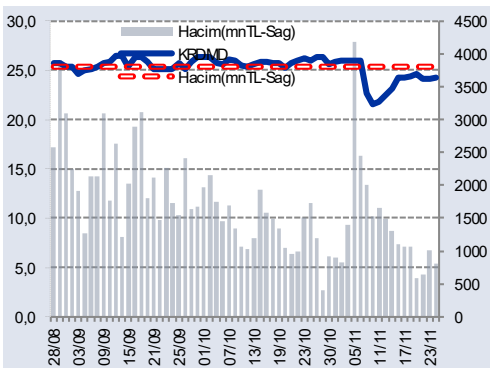

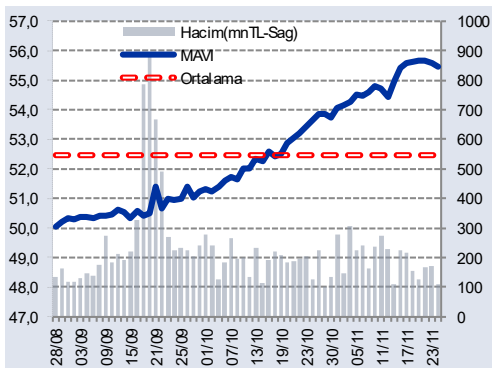

İş Yatırım Menkul Değerler A.Ş. Yatırım bilgi, yorum ve tavsiyeleri, bu raporda yer alan hisse senedine ilişkin fiyat hedefleri ile derecelendirme notuna bakınız.

GÜNLÜK YABANCI ORANLARI TABLOSU

YABANCI ORANI GRAFİKLERİ BIST-50 İÇİN

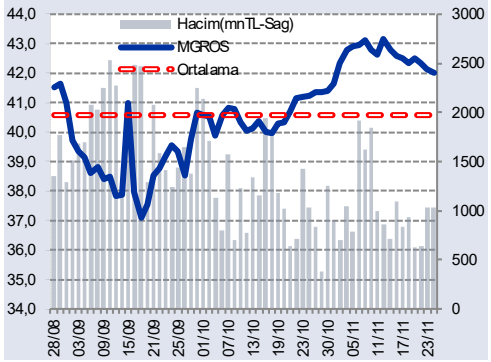

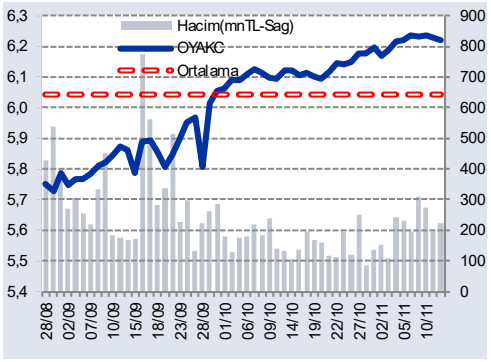

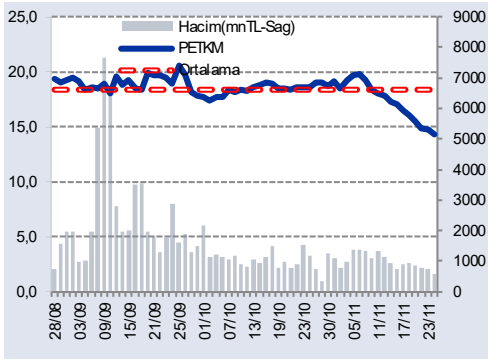

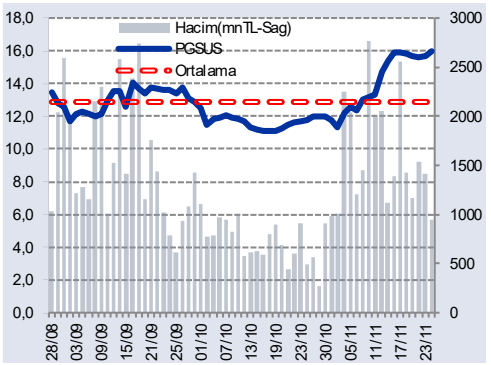

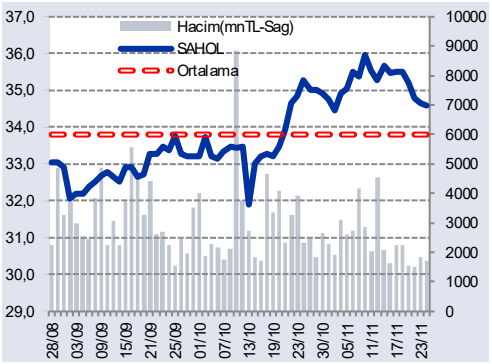

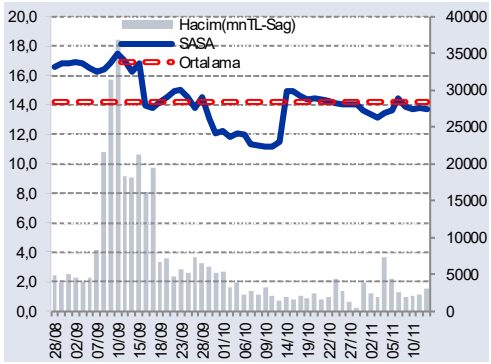

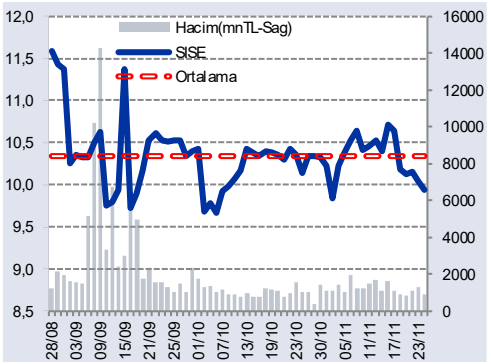

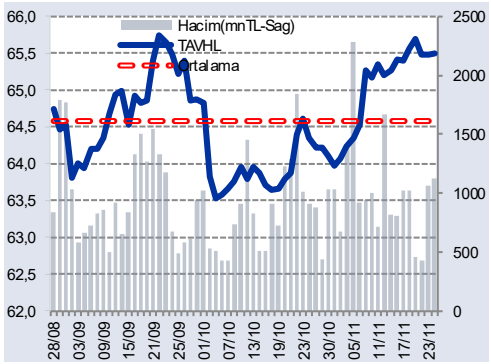

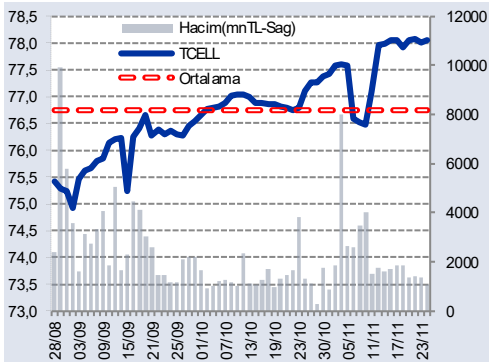

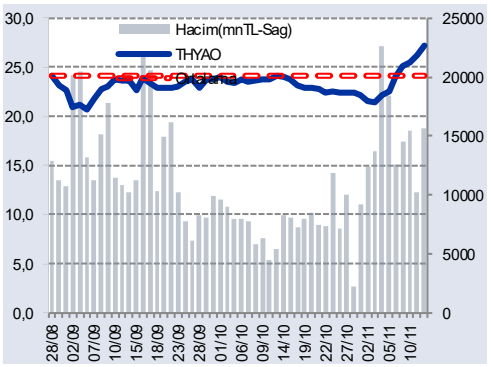

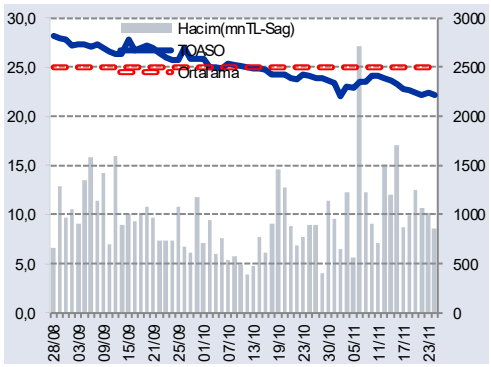

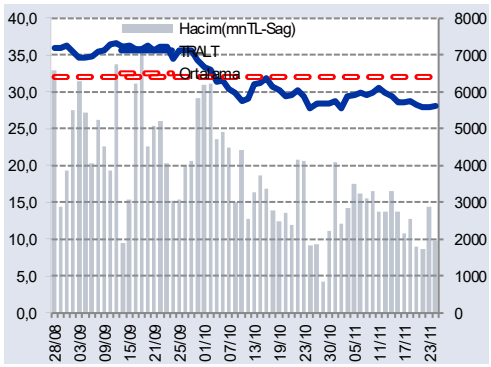

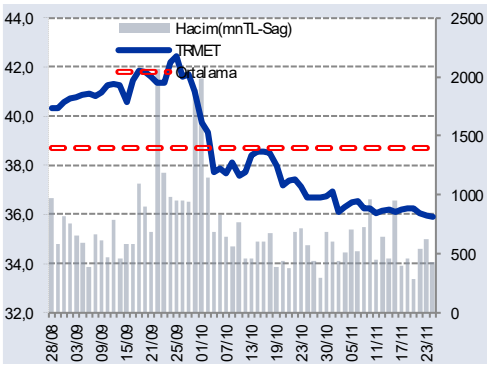

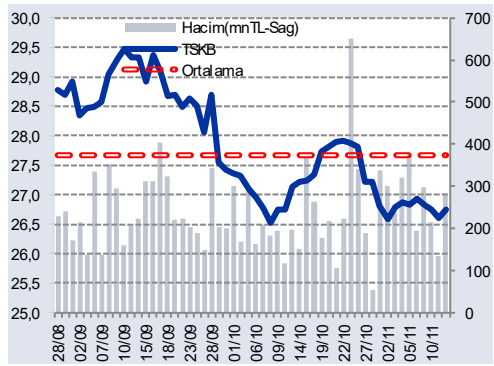

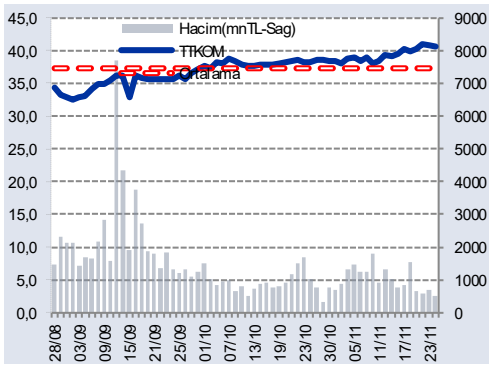

Lütfemlerin muşulmasınlıça yer alan bilgilendirme notuna bakınız.

GÜNLÜK YABANCI ORANLARI TABLOSU

YABANCI ORANI GRAFİKLERİ BIST-50 İÇİN

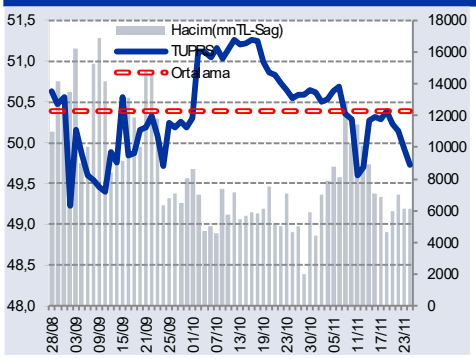

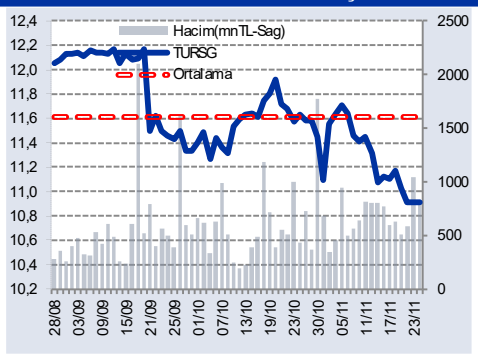

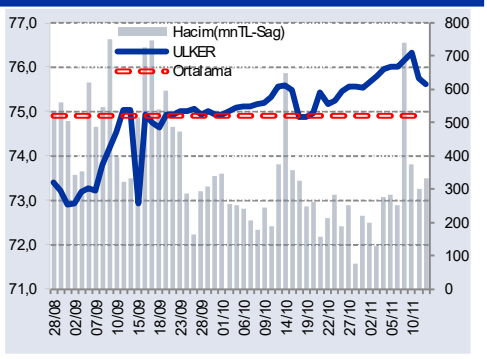

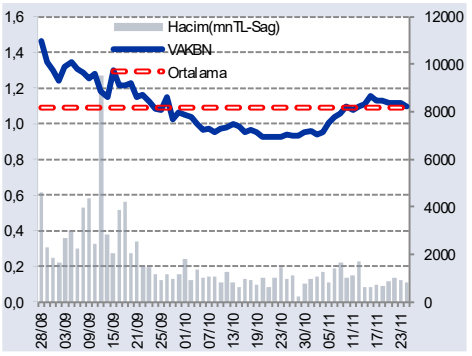

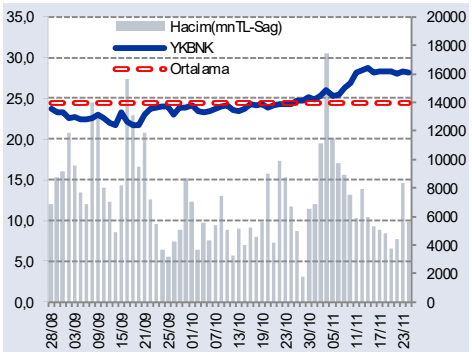

Lütfen rapor umuz hisse kurulu ve yer alan bilgilendirme notuna bakınız.

GÜNLÜK YABANCI ORANLARI TABLOSU

Bilgilendirme notu: Seçilmiş aracı kurumların takas toplamları ile hesaplanmaktadır. Farklı kurumlarda tutulan yabancı takasları olabilir, bu durum hisseler için hesaplanan oranlarda farklılıklar yaratabilir.

Öneri bilgilendirmesi: İş Yatırım Menkul Değerler A.Ş.'nin (İş Yatırım) BIST'te halka açık şirketler için AL, TUT ve SAT yönündeki önerileri BIST-100 endeksinin (endeks) beklenen getirisine göre değerlendirilmektedir. Tüm bu öneriler İş Yatırım Araştırma Bölümü analistleri tarafından şirketlerin ileride elde edeceği tahmin edilen karları, nakit akımları ve bilançolarına göre bağımsız olarak değerlendirilir. Ek olarak, analistler koşulların elverişsiz olduğu veya doğru değerlendirme yapmanın mümkün olmadığı durumlarda bazı hisse senetleri için geçici olarak GÖZDEN GEÇİRİLİYOR önerisi verebilirler. Münferit her şirket için yatırım önerisi sırasıyla belirtilen şu kriterlere göre değerlendirilir;

İŞ Yatırım Hisse senedi tavsiye metodolojisi:
Artış Potansiyeli > %25 : AL
%10 < Artış Potansiyeli < %25 :TUT
Artış Potansiyeli < %10 : SAT

Her sınır değeri için analist +/- %5 kanaat kullanabilmektedir.

Burada yer alan bilgiler İş Yatırım Menkul Değerler A.Ş. tarafından bilgilendirme amacı ile hazırlanmıştır. Yatırım bilgi, yorum ve tavsiyeleri yatırım danışmanlığı kapsamında değildir. Yatırım danışmanlığı hizmeti; aracı kurumlar, portföy yönetim şirketleri, mevduat kabul etmeyen bankalar ile müşteri arasında imzalanacak yatırım danışmanlığı sözleşmesi çerçevesinde sunulmaktadır. Burada yer alan yorum ve tavsiyeler, yorum ve tavsiyede bulunanların kişisel görüşlerine dayanmaktadır. Herhangi bir yatırım aracının alım-satım önerisi ya da getiri vaadi olarak yorumlanmamalıdır. Bu görüşler mali durumunuz ile risk ve getiri tercihlerinize uygun olmayabilir. Bu nedenle, sadece burada yer alan bilgilere dayanarak yatırım kararı verilmesi beklentilerinize uygun sonuçlar doğurmayabilir.

Burada yer alan fiyatlar, veriler ve bilgilerin tam ve doğru olduğu garanti edilemez; içerik, haber verilmeksizin değiştirilebilir. Tüm veriler, İş Yatırım Menkul Değerler A.Ş. tarafından güvenilir olduğuna inanılan kaynaklardan alınmıştır. Bu kaynakların kullanılması nedeni ile ortaya çıkabilecek hatalardan İş Yatırım Menkul Değerler A.Ş. sorumlu değildir.

Lütfemlerdeki uyuşmazlıkta yer alan bilgilendirme notuna bakınız.