İŞ YATIRIM

GÜNLÜK YABANCI ORANLARI TABLOSU

GÜNLÜK DEĞİŞİME GÖRE

BIST'in yabancı payı günlük değişimi -0,23 Puan

En Çok Artan	Cari Değer	19/11/2026	Puan	HAO %	Günlük	En Çok Azalan	Cari Değer	19/11/2026	Puan	HAO %	Günlük
Hisseler	Yabancı Payı	Yabancı Payı	Değ. bps		Getiri %	Hisseler	Yabancı Payı	Yabancı Payı	Değ. bps		Getiri %
CITAS	3,72	0,32	3,40	9	-1,2	BULGS	6,51	9,42	-2,91	26	-10,0
PRZMA	2,02	0,79	1,23	70	-4,2	TKNKA	0,89	3,27	-2,37	14	-9,9
BRKVY	2,95	1,86	1,09	24	-2,2	ANELE	2,43	4,65	-2,23	21	-3,3
SMART	1,28	0,33	0,95	93	2,3	BINBN	23,40	25,08	-1,68	11	-5,0
BETAE	4,41	3,57	0,84	13	-6,2	MARTI	0,87	2,42	-1,55	67	-9,9
THYAO	31,08	30,31	0,77	49	0,2	ZERGY	2,64	4,11	-1,47	24	-5,4
TTKOM	40,92	40,17	0,75	13	-2,7	ALKLC	7,76	9,21	-1,46	37	10,0
MCARD	0,82	0,13	0,70	18	-0,3	DURKN	6,30	7,71	-1,40	32	-3,5
TMPOL	1,71	1,22	0,50	63	-6,3	SVGYO	1,38	2,76	-1,38	12	1,3
CRFSA	3,03	2,53	0,49	11	-4,1	KARCL	2,96	4,27	-1,31	13	-6,3

HAFTALIK DEĞİŞİME GÖRE

BIST'in yabancı payı haftalık değişim -0,52 Puan

En Çok Artan	Cari Değer	13/11/2026	Puan	HAO %	Hafta	En Çok Azalan	Cari Değer	13/11/2026	Puan	HAO %	Hafta
Hisseler	Yabancı Payı	Yabancı Payı	Değ. bps		Getiri %	Hisseler	Yabancı Payı	Yabancı Payı	Değ. bps		Getiri %
GLRYH	6,38	3,23	3,15	71	-3,1	HRKET	2,57	10,56	-7,99	27	-3,7
THYAO	31,08	27,97	3,10	49	2,7	RALYH	3,67	10,27	-6,60	35	55,9
CITAS	3,72	1,31	2,41	9	20,5	EFOR	14,79	20,69	-5,90	29	-9,2
ZERGY	2,64	0,25	2,39	24	-15,5	SMART	1,28	6,79	-5,50	93	2,2
INTET	2,89	0,89	2,00	20	-12,5	ICUGS	0,46	5,53	-5,07	94	-10,5
IHAAS	32,51	30,55	1,95	28	5,1	SARAE	3,92	8,31	-4,39	17	-10,4
TCKRC	10,85	9,05	1,80	32	-5,8	NETGL	4,07	8,28	-4,20	23	6,1
TTKOM	40,92	39,22	1,70	13	-7,6	DUNYH	2,75	6,94	-4,19	64	-7,1
KLSYN	14,47	12,84	1,64	21	-10,7	BULGS	6,51	10,24	-3,73	26	-5,5
EGEGY	5,89	4,28	1,61	29	10,4	TKNKA	0,89	4,45	-3,56	14	7,9

AYLIK DEĞİŞİME GÖRE

BIST'in yabancı payı aylık değişimi 0,96 Puan

En Çok Artan	Cari Değer	20/10/2026	Puan	HAO %	Ay	En Çok Azalan	Cari Değer	20/10/2026	Puan	HAO %	Ay
Hisseler	Yabancı Payı	Yabancı Payı	Chng. bps		Getiri %	Hisseler	Yabancı Payı	Yabancı Payı	Chng. bps		Getiri %
THYAO	31,08	22,94	8,13	49	20,3	BINBN	23,40	48,44	-25,05	11	17,1
KOCMT	8,70	3,07	5,64	22	-4,1	HRKET	2,57	18,27	-15,70	27	-26,4
PGSUS	15,58	11,26	4,32	46	18,6	ESCAR	11,88	24,63	-12,75	15	10,4
YKBNK	28,06	23,92	4,14	39	-1,4	ECOGR	29,43	40,36	-10,92	14	-16,2
MACKO	11,71	7,97	3,74	30	-4,2	EFOR	14,79	25,69	-10,89	29	-43,2
CITAS	3,72	0,23	3,49	9	35,2	POLTK	17,38	27,87	-10,49	13	-19,4
GLRYH	6,38	2,94	3,44	71	-25,2	ORGE	20,00	30,01	-10,01	48	-13,5
ONCSM	3,39	0,30	3,09	42	6,1	ALKLC	7,76	16,52	-8,77	37	21,3
NETGL	4,07	1,03	3,04	23	12,0	AHSGY	2,56	10,90	-8,35	12	36,4
MAVI	55,67	52,87	2,80	70	-6,7	ATATP	8,74	16,12	-7,38	19	-17,1

YILİÇİ DEĞİŞİME GÖRE

BIST'in yabancı payı yılıçi değişimi 1,99 Puan

En Çok Artan	Cari Değer	31/12/2025	Puan	HAO %	Yılıçi	En Çok Azalan	Cari Değer	31/12/2025	Puan	HAO %	Yılıçi
Hisseler	Yabancı Payı	Yabancı Payı	Chng. bps		Getiri %	Hisseler	Yabancı Payı	Yabancı Payı	Chng. bps		Getiri %
AKCNS	76,78	12,71	64,07	5	5,5	ANELE	2,43	71,32	-68,90	21	-23,4
ECOGR	29,43	1,82	27,62	14	-16,6	BINBN	23,40	58,31	-34,91	11	-78,2
MAVI	55,67	34,47	21,20	70	-20,7	ESCAR	11,88	34,77	-22,89	15	-50,0
TABGD	60,71	40,33	20,39	32	-10,7	OZATD	2,01	20,32	-18,31	16	-9,1
ASTOR	67,00	46,99	20,02	43	26,0	EGEGY	5,89	23,56	-17,67	29	-30,2
EUPWR	25,51	10,24	15,28	38	-1,3	FROTO	17,06	34,49	-17,43	17	-21,6
AEFES	53,38	38,61	14,77	32	4,0	RGYAS	36,94	54,01	-17,07	24	19,0
GMTAS	40,44	27,17	13,26	75	98,0	IHAAS	32,51	48,41	-15,91	28	-70,2
TUPRS	50,15	37,92	12,23	49	85,5	DESA	2,47	16,86	-14,38	16	-33,1
KCHOL	51,61	40,36	11,25	26	15,0	DOFER	3,70	17,81	-14,11	34	-64,9

BIST YILİÇİ YABANCI ORANI GRAFİĞİ

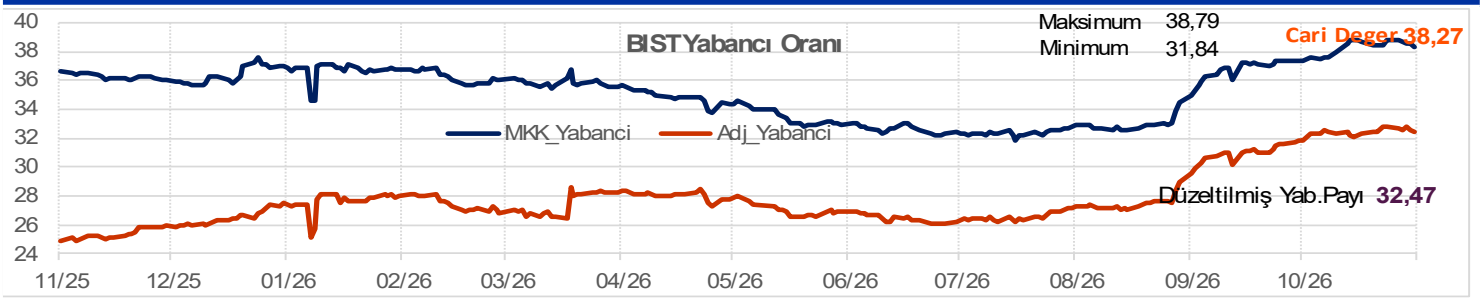

İş Yatırım | Şirket İçi | Internal
Detaylı bilgi için lütfen sayfanın sonundaki yasal uyarı ve bilgilendirme notuna bakınız.

GÜNLÜK YABANCI ORANLARI TABLOSU

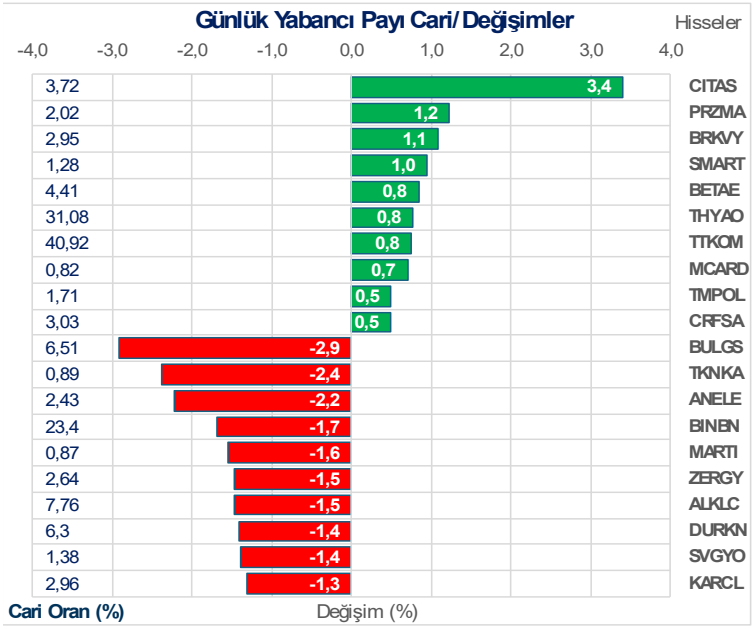

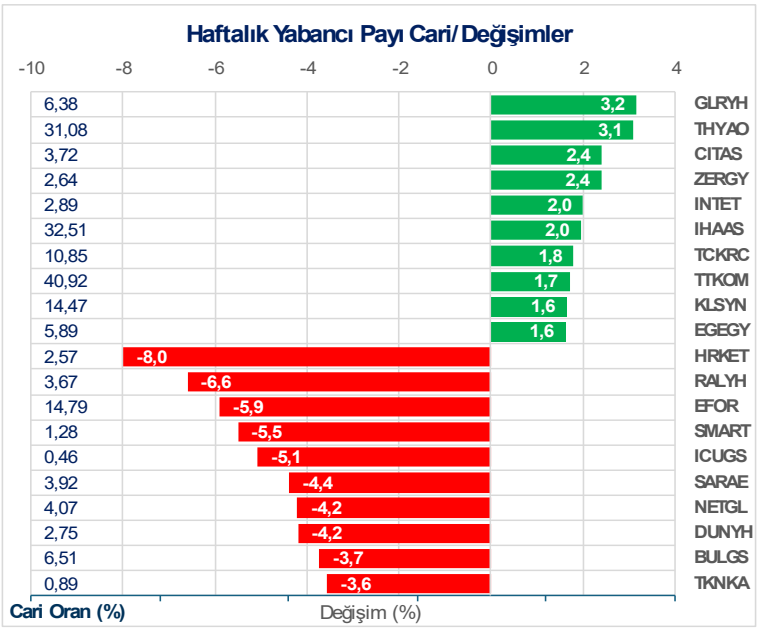

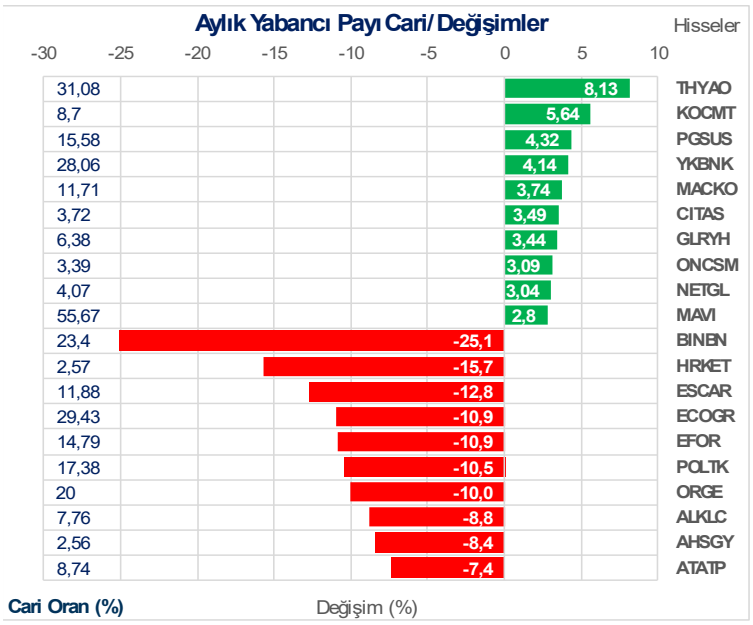

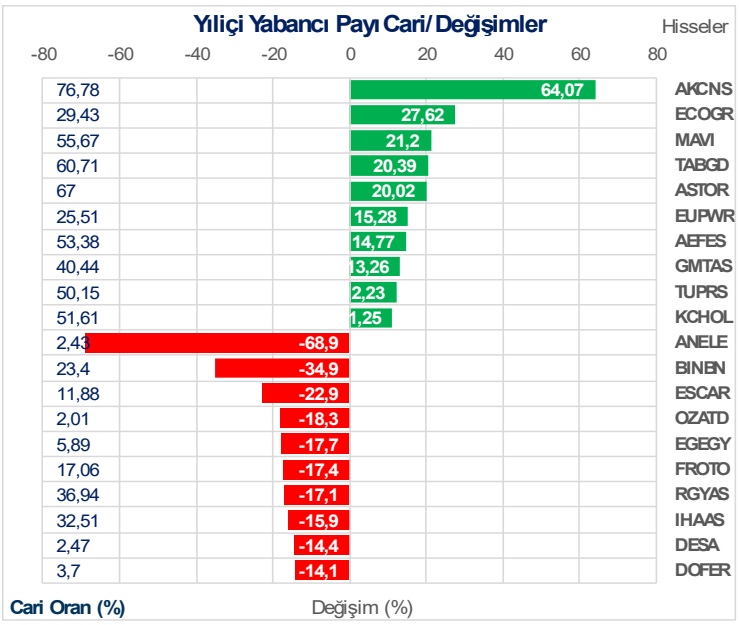

Tüm hisse için kurumsal yönetim notuna ve yıl içi değişiklikler için güncel derecelendirme notuna bakınız.

GÜNLÜK YABANCI ORANLARI TABLOSU

CARİ HİSSE YABANCI ORANLARI (4.0 bps'den büyük olanlar)									
Hisse	Yabancı Payi(%)	Hisse	Yabancı Payi(%)	Hisse	Yabancı Payi(%)	Hisse	Yabancı Payi(%)	Hisse	Yabancı Payi(%)
A1CAP	8,55	EGEEN	6,82	KRVGD	19,28	SUNTK	6,42		
ADESE	9,67	EGEGY	5,89	KTLEV	8,57	SUWEN	13,34		
AEFES	53,38	EGEPO	5,85	KUYAS	8,67	TABGD	60,71		
AGESA	60,15	EKDMR	11,29	KZBGY	8,37	TATGD	10,51		
AGHOL	30,62	EKGYO	20,94	LIDER	12,06	TAVHL	65,48		
AHGAZ	14,86	EKOS	5,55	LIDFA	8,76	TCELL	78,07		
AKBNK	45,94	EKSUN	6,39	LILAK	7,85	TCKRC	10,85		
AKCNS	76,78	EMPAE	7,49	LINK	8,05	TEHOL	8,76		
AKFGY	6,75	ENERY	10,43	LOGO	30,22	TEKTU	6,52		
AKFYE	22,94	ENJSA	35,05	LXGYO	5,50	THYAO	31,08		
AKGRT	33,26	ENKAI	26,21	LYDYE	8,31	TKFEN	5,99		
AKHAN	14,36	ENSRI	8,03	MACKO	11,71	TNZTP	7,56		
AKSA	18,53	EREGL	31,68	MAGEN	18,07	TOASO	22,12		
AKSEN	5,82	ESCAR	11,88	MANAS	5,29	TRALT	27,98		
AKSGY	8,69	ESEN	10,21	MARMR	7,22	TRENJ	22,06		
ALARK	21,69	EUPWR	25,51	MAVI	55,67	TRGYO	15,21		
ALBRK	21,33	EUREN	6,15	MEGMT	6,75	TRMET	36,07		
ALFAS	6,56	FENER	5,88	MEKAG	5,24	TSKB	26,67		
ALKIM	5,20	FORMT	8,12	MERCN	5,01	TTKOM	40,92		
ALKLC	7,76	FRIGO	5,53	METEN	14,01	TTRAK	29,94		
ALTNY	6,63	FROTO	17,06	MGROS	42,33	TUPRS	50,15		
ALVES	8,63	GARAN	7,67	MNDTR	82,59	TURSG	10,91		
ANHYT	17,29	GENIL	15,71	MOGAN	8,58	UCAYM	5,32		
ANSGR	13,75	GESAN	12,25	MOPAS	12,89	ULKER	74,60		
ARASE	14,89	GLCVY	11,03	MPARK	51,55	ULUFA	6,49		
ARCLK	13,22	GLRYH	6,38	MRSHL	79,76	ULUSE	80,45		
ARENA	26,18	GLYHO	25,56	MTRKS	5,85	VAKFN	6,06		
ASELS	51,87	GMTAS	40,44	NUHCM	19,61	VAKKO	13,29		
ASTOR	67,00	GOLDA	13,98	OBASE	5,47	VBTYZ	11,68		
ASUZU	5,69	GOLTS	8,48	ODAS	8,46	VERUS	37,64		
ATATP	8,74	GOODY	49,03	ORCAY	5,49	VKGYO	8,03		
AYDEM	22,42	GRSEL	10,85	ORGE	20,00	VSNMD	7,09		
AYGAZ	63,40	GRTHO	7,21	ORZAX	6,49	YATAS	13,82		
BALSU	7,10	GSDHO	12,93	OTKAR	10,81	YEOTK	11,54		
BANVT	77,56	GUBRF	11,52	OYAKC	6,24	YGGYO	6,53		
BARMA	6,69	GWIND	14,39	OYYAT	7,36	YKBNK	28,06		
BASGZ	7,06	GZNMI	6,48	OZKGY	6,63	YYLGD	6,88		
BEGYO	5,10	HATSN	7,96	OZSUB	7,33	ZGYO	42,27		
BERA	6,87	HEKTS	8,83	OZYSR	10,14	ZOREN	30,11		
BFREN	23,67	HTTBT	25,21	PAGYO	5,39				
BIGCH	10,75	IEYHO	14,87	PAHOL	5,11				
BIMAS	48,27	IHAAS	32,51	PASEU	8,87				
BINBN	23,40	IHLAS	10,62	PATEK	5,65				
BIOEN	7,28	IHLGM	16,92	PEKGY	13,05				
BJKAS	6,41	INDES	15,68	PENGD	9,26				
BKRGY	6,08	INVES	7,38	PENTA	8,19				
BRISA	8,58	ISCTR	26,46	PETKM	14,87				
BRSAN	14,37	ISDMR	21,18	PGSUS	15,58				
BSOKE	12,12	ISFIN	10,03	PKART	31,45				
BTCIM	7,27	ISGYO	8,00	POLHO	9,27				
BULGS	6,51	ISMEN	34,34	POLTK	17,38				
BYDNR	7,51	IZENR	11,56	PSGYO	5,42				
CANTE	5,28	IZMDC	7,00	QUAGR	7,78				
CATES	7,34	KAPLM	5,23	RAYSG	86,16				
CCOLA	89,02	KAREL	6,94	REEDR	6,14				
CIMSA	11,21	KARTN	5,52	RGYAS	36,94				
CVKMD	7,15	KAYSE	8,94	RODRG	5,06				
CWENE	6,09	KCAER	15,37	RYGYO	47,77				
DAGI	11,58	KCHOL	51,61	RYSAS	59,99				
DAPGM	9,41	KIMMR	6,48	SAHOL	34,77				
DGATE	10,79	KLKIM	6,77	SANFM	8,16				
DITAS	5,79	KLRHO	8,39	SARKY	5,25				
DOAS	17,11	KLSYN	14,47	SASA	13,06				
DOCO	43,27	KLYPV	5,56	SDTTR	7,74				
DOFRB	10,52	KMPUR	10,37	SEGMN	5,64				
DOHOL	25,56	KOCMT	8,70	SELEC	15,22				
DSTKF	5,30	KONYA	53,83	SISE	10,15				
DURDO	5,13	KORDS	9,96	SKBNK	8,99				
DURKN	6,30	KRDMA	19,22	SMRTG	8,94				
EBEBK	13,83	KRDMD	24,09	SMRVA	13,73				
ECILC	5,26	KRONT	5,72	SNGYO	10,35				
ECOGR	29,43	KRPLS	12,02	SOKM	34,21				
EFOR	14,79	KRSTL	10,14	SRVGY	16,77				

İş Yatırım | Şirket İçi | Internal
İşbu rapor, yorum, tavsiye ve tavsiye niteliğindeki hususlar için lütfen sorumluluk beyanı ve yatırım değerlendirme notuna bakınız.

GÜNLÜK YABANCI ORANLARI TABLOSU

Yabancı Oranı 10 Günlük Artış Matrisi (10 Gündür Sürekli Artan Hisseler)

Hisse	Gun	T	T-1	T-2	T-3	T-4	T-5	T-6	T-7	T-8	T-9
OZYSR	10	10,14	10,04	9,83	9,80	9,48	9,13	9,12	8,94	8,56	8,03
THYAO	10	31,08	30,31	30,01	29,43	29,04	27,97	27,24	26,24	25,45	25,15
KOCMT	10	8,70	8,43	7,99	7,79	7,76	7,10	6,94	6,67	6,40	5,66
BAHKM	9	3,15	3,05	2,70	2,60	2,22	1,88	1,68	1,41	0,96	
LYDYE	8	8,31	8,03	7,58	7,54	7,52	7,42	7,12	7,03		
MPARK	7	51,55	51,36	51,28	51,16	50,86	50,81	50,75			
YAYLA	7	4,99	4,58	4,46	4,28	4,28	4,23	4,08			
ALTNY	7	6,63	6,41	6,30	6,29	6,11	5,81	5,76			
CELHA	6	3,43	3,23	2,63	2,59	2,39	2,35				
DERIM	6	3,83	3,81	3,77	3,71	3,70	3,68				
TRENJ	6	22,06	22,00	21,99	21,82	21,62	21,62				
MACKO	6	11,71	11,67	11,02	10,80	10,77	10,51				
KBORU	6	4,51	4,47	3,85	3,65	3,56	3,52				
MAVI	6	55,67	55,67	55,61	55,57	55,40	54,95				
METRO	6	3,03	3,01	2,72	2,42	2,37	2,15				
FMIZP	5	4,23	4,15	4,06	3,91	3,79					
GSDHO	5	12,93	12,92	12,81	12,80	12,74					
NIBAS	5	1,27	1,26	1,23	1,13	0,80					
OBASE	5	5,47	5,42	5,28	5,15	5,05					
AKSGY	5	8,69	8,67	8,65	8,60	8,60					
ZEDUR	5	2,84	2,82	2,58	2,48	2,38					
KORDS	5	9,96	9,81	9,75	9,67	9,59					
HATSN	5	7,96	7,96	7,74	7,70	7,33					
SANKO	5	1,26	1,24	1,21	1,14	1,05					
SKBNK	4	8,99	8,98	8,82	8,76						
VAKFN	4	6,06	6,04	5,98	5,65						
MSGYO	4	0,29	0,27	0,22	0,19						
BMSTL	4	4,59	4,40	4,22	4,17						
KLSYN	4	14,47	14,10	14,03	13,48						
CCOLA	4	89,02	88,97	88,97	88,95						
BRSAN	4	14,37	14,16	13,64	13,15						
GLYHO	3	25,56	25,54	25,53							
ARDYZ	3	2,00	1,96	1,89							
AVGYO	3	0,19	0,18	0,16							
COSMO	3	1,62	1,48	1,14							
TSKB	3	26,67	26,66	26,60							
ANGEN	3	1,95	1,73	1,63							
EGEEN	3	6,82	6,79	6,71							
ACSEL	3	1,54	1,46	1,32							
ENTRA	3	3,19	3,01	2,71							
GEDIK	3	0,35	0,32	0,31							
KLYPV	3	5,56	5,42	5,38							
ERSU	3	2,10	1,79	1,56							
RODRG	3	5,06	5,01	4,94							
ECZYT	3	3,86	3,76	3,72							
ISGYO	3	8,00	8,00	7,99							
ENDAE	3	2,15	2,13	2,02							
NTGAZ	3	4,82	4,77	4,64							
BIZIM	3	1,75	1,66	1,66							
KCAER	3	15,37	15,27	15,23							
RUBNS	3	4,30	4,28	4,27							
SKYMD	3	0,51	0,24	0,15							
AKSEN	2	5,82	5,78								
ALARK	2	21,69	21,47								
ADGYO	2	0,45	0,44								
AFYON	2	2,73	2,72								
BORSK	2	0,15	0,12								
AYDEM	2	22,42	22,32								
AKFGY	2	6,75	6,65								
CGCAM	2	1,90	1,69								
ALGYO	2	4,85	4,84								
ARASE	2	14,89	14,82								
AKFIS	2	4,08	4,03								
INTET	2	2,89	2,81								
BRISA	2	8,58	8,58								
MEYSU	2	1,71	1,51								
AKSUE	2	4,67	4,62								
AYEN	2	4,63	4,63								
BASGZ	2	7,06	7,04								
DURDO	2	5,13	5,07								
AKSA	2	18,53	18,48								
BAKAB	2	3,81	3,80								
CLEBI	2	4,05	4,04								
DAGI	2	11,58	11,46								
BETAE	2	4,41	3,57								
ETILR	2	0,79	0,58								
BIOEN	2	7,28	7,11								
OMBTN	2	0,98	0,94								
OUSAN	2	1,51	1,50								
OZATD	2	2,01	1,64								
METEN	2	14,01	13,67								
TCELL	2	78,07	78,06								
GENKM	2	2,87	2,81								
MAKIM	2	0,18	0,09								
BURCE	2	4,55	4,19								
TGSAS	2	1,53	1,48								
DZGYO	2	1,25	1,24								
BUCIM	2	3,26	3,24								
SAFKR	2	1,22	1,18								
KAPLM	2	5,23	5,14								
MAKTK	2	3,33	3,28								
FORTE	2	3,98	3,75								
OYAYO	2	0,11	0,11								

Yabancı Oranı 10 Günlük Artış Matrisi (10 Gündür Sürekli Artan Hisseler)

Hisse	Gun	T	T-1	T-2	T-3	T-4	T-5	T-6	T-7	T-8	T-9
DEVA	2	2,95	2,94								
SNGYO	2	10,35	10,29								
CVKMD	2	7,15	6,95								
TEHOL	2	8,76	8,67								
PKENT	2	0,55	0,54								
TKFEN	2	5,99	5,80								
TTKOM	2	40,92	40,17								
MAALT	2	0,28	0,24								
RYSAS	2	59,99	59,90								
HALKB	2	0,63	0,62								
SONME	2	0,70	0,66								
MAGEN	2	18,07	17,88								
TEKTU	2	6,52	6,26								
VAKFA	2	0,21	0,18								
YEOTK	2	11,54	11,37								
ORZAX	2	6,49	6,44								
SEYKM	2	2,82	2,70								
TNZTP	2	7,56	7,54								
USHOL	2	1,42	1,17								

İşbu rapor, yatırım danışmanlığı ve aracılık faaliyetlerine ilişkin bilgilendirme notuna bakınız.

GÜNLÜK YABANCI ORANLARI TABLOSU

Yabancı Oranı 10 Günlük Düşüş Matrisi (10 Gündür Sürekli Düşen Hisseler)

Hisse	Gun	T	T-1	T-2	T-3	T-4	T-5	T-6	T-7	T-8	T-9
KAREL	10	6,94	7,62	7,65	7,72	7,98	8,03	8,22	8,58	8,66	8,80
GWIND	10	14,39	14,40	14,42	14,43	14,45	14,46	14,59	14,70	14,99	15,07
ALKIM	10	5,20	5,20	5,28	5,38	5,43	5,53	5,57	5,62	5,66	5,69
PAGYO	10	5,39	5,41	5,43	5,44	5,47	5,49	5,50	5,51	5,56	5,61
ARSAN	10	1,27	1,36	1,43	1,53	1,61	1,72	1,87	2,27	2,46	2,52
ALVES	10	8,63	8,67	8,71	8,76	8,78	8,79	8,81	8,89	8,91	8,94
LKMNH	10	4,78	4,80	4,81	5,04	5,12	5,13	5,22	5,34	5,47	5,63
KRVGD	10	19,28	19,46	19,51	19,67	19,71	19,81	20,03	20,46	20,56	20,61
NUHCM	10	19,61	19,69	19,74	19,85	19,98	20,01	20,09	20,19	20,25	20,35
HTTBT	10	25,21	25,23	25,25	25,26	25,28	25,31	25,32	25,44	25,48	25,52
PETUN	10	2,86	2,88	2,94	3,03	3,13	3,13	3,13	3,24	3,42	3,42
PETKM	10	14,87	15,55	16,05	16,54	17,06	17,31	17,78	18,06	18,37	19,23
HLGYO	10	4,12	4,20	4,31	4,34	4,52	4,73	4,88	5,14	5,21	5,26
CEMTS	10	3,16	3,28	3,29	3,35	3,51	3,71	3,79	3,97	4,18	4,20
KMPUR	10	10,37	10,56	10,70	10,73	10,85	10,97	11,25	12,01	12,32	12,46
NETAS	10	1,57	2,06	2,28	2,63	2,91	3,60	5,41	6,31	6,37	7,22
AGHOL	9	30,62	30,63	30,71	30,73	30,81	30,82	30,83	30,89	30,93	
TURGG	9	0,62	0,64	0,68	0,72	0,80	0,85	1,08	1,20	1,38	
KOPOL	9	3,48	3,54	3,57	3,63	3,72	4,01	4,20	4,61	4,63	
ALFAS	9	6,56	6,77	6,82	6,99	7,10	7,13	7,31	7,62	7,96	
ENSRI	9	8,03	8,38	8,39	9,34	9,65	9,76	10,02	10,06	10,33	
AVTUR	9	0,11	0,14	0,16	0,19	0,21	0,23	0,24	0,30	0,32	
PCILT	9	1,76	2,02	2,09	2,27	2,42	2,65	2,89	4,83	5,49	
YUNSA	9	4,51	4,54	4,58	4,65	4,77	5,06	5,35	5,85	6,45	
ATAKP	9	3,87	3,92	3,97	4,06	4,11	4,13	4,24	4,29	4,37	
ATATP	8	8,74	8,91	9,27	9,47	9,91	10,30	10,71	11,53		
ULUUN	8	0,70	0,75	0,80	0,80	0,86	0,91	0,96	1,55		
ERBOS	8	2,41	2,43	2,46	2,47	2,49	2,54	2,62	2,70		
ULKER	8	74,60	74,67	74,97	75,22	75,35	75,44	75,61	75,75		
YYLGD	8	6,88	7,01	7,21	7,63	7,75	7,77	7,89	8,05		
HATEK	7	3,47	3,68	3,76	3,79	3,98	4,35	4,40			
DOAS	7	17,11	17,16	17,51	17,83	18,42	18,94	19,72			
MEPET	7	0,67	0,70	0,75	0,75	0,76	0,78	0,80			
HRKET	7	2,57	3,35	4,36	4,99	5,99	10,56	11,16			
EFOR	7	14,79	14,90	15,60	17,07	18,78	20,69	21,89			
TOASO	7	22,12	22,36	22,65	22,80	23,26	23,59	23,84			
BOSSA	6	0,09	0,10	0,10	0,11	0,12	0,12				
SOKM	6	34,21	34,34	34,46	34,68	34,81	34,97				
PNLSN	6	3,96	4,00	4,06	4,31	4,47	4,83				
EGSER	6	1,55	1,64	1,67	1,70	1,76	1,81				
BOBET	5	0,44	0,45	0,56	0,60	0,60					
SUNTK	5	6,42	6,46	6,53	6,95	6,98					
ICUGS	5	0,46	0,48	0,71	0,94	2,49					
FONET	5	1,66	1,69	2,35	2,69	2,78					
DSTKF	5	5,30	5,36	5,38	5,38	5,38					
ZRGYO	5	4,19	4,21	4,26	4,28	4,28					
NATEN	4	4,62	4,67	4,71	5,51						
ARCLK	4	13,22	13,26	13,37	13,38						
AEFES	4	53,38	53,41	53,47	53,56						
DOFRB	4	10,52	10,88	11,33	11,61						
AKGRT	4	33,26	33,45	33,49	33,56						
TKNSA	4	3,71	3,74	3,84	3,91						
ESEN	4	10,21	10,24	10,43	11,11						
EKOS	4	5,55	5,93	6,09	6,11						
ISCTR	4	26,46	26,68	26,89	27,17						
DAPGM	4	9,41	9,42	10,87	11,92						
ASTOR	4	67,00	67,18	67,24	67,87						
EKSUN	4	6,39	6,52	6,64	6,85						
AKFYE	4	22,94	23,08	23,09	23,16						
SARKY	4	5,25	5,27	5,31	5,34						
PGSUS	4	15,58	15,66	15,82	15,87						
KARSN	4	3,55	3,57	3,63	3,69						
TSGYO	4	0,53	0,59	0,60	0,61						
YGGYO	4	6,53	6,53	6,54	6,55						
BAGFS	4	4,93	5,06	5,12	5,18						
EPLAS	4	1,28	1,32	1,46	1,52						
HEKTS	4	8,83	9,03	9,50	9,52						
OYLUM	4	0,60	0,63	0,64	0,65						
KLSER	4	4,93	4,94	5,00	5,07						
GLCVY	4	11,03	11,27	11,34	11,42						
KPEKS	4	1,58	1,98	2,69	3,72						
SANFM	4	8,16	8,46	8,62	8,71						
VSNMD	4	7,09	7,15	10,09	10,11						
GSRAY	4	1,21	1,26	1,41	1,42						
MNDTR	4	82,59	82,61	82,62	82,64						
ORGE	4	20,00	20,29	20,55	20,81						
PINSU	4	2,92	3,03	3,25	3,27						
SMRTG	4	8,94	9,20	9,39	9,43						
BNTAS	4	0,53	0,65	0,70	0,71						
LMKDC	4	2,05	2,14	2,20	2,25						
IHLGM	4	16,92	17,41	17,53	17,55						
SASA	4	13,06	13,21	13,42	13,53						
ANSGR	3	13,75	13,75	13,76							
CIMSA	3	11,21	11,23	11,28							
KATMR	3	3,76	4,01	4,15							
BEGYO	3	5,10	5,24	5,32							
EMPAE	3	7,49	8,18	8,34							
ARTMS	3	5,00	5,33	5,50							
KCHOL	3	51,61	52,20	52,87							
DESPC	3	4,86	5,07	5,33							
INGRM	3	0,25	0,32	0,36							
BULGS	3	6,51	9,42	10,26							
PENGD	3	9,26	9,50	9,51							

Yabancı Oranı 10 Günlük Düşüş Matrisi (10 Gündür Sürekli Düşen Hisseler)

Hisse	Gun	T	T-1	T-2	T-3	T-4	T-5	T-6	T-7	T-8	T-9
ANHYT	3	17,29	17,35	17,38							
KLRHO	3	8,39	8,55	9,30							
DOFER	3	3,70	4,39	4,49							
POLTK	3	17,38	17,56	17,68							
BORLS	3	4,86	5,19	5,50							
OYYAT	3	7,36	7,38	7,43							
GEREL	3	0,27	0,27	0,33							
QUICK	3	0,56	0,58	0,89							
EKDMR	3	11,29	11,54	11,62							
SKYLP	3	0,36	0,82	1,23							
ISMEN	3	34,34	34,34	34,43							
TATEN	3	2,40	2,49	2,75							
DYOBY	3	1,30	1,33	1,35							
SOKE	3	2,03	2,16	2,22							
KRPLS	3	12,02	12,93	13,18							
SANEL	3	2,04	2,07	2,20							
BFREN	3	23,67	23,72	23,79							
VERTU	3	1,80	1,89	1,91							
KLNMA	3	4,56	4,56	4,56							
CONSE	3	4,93	5,03	5,12							
SUWEN	3	13,34	13,36	13,40							
KARTN	3	5,52	5,53	5,54							
TARKM	3	2,55	2,64	2,77							
ENKAI	3	26,21	26,22	26,32							
MEDTR	3	2,66	2,74	2,81							
EREGL	3	31,68	31,93	32,00							
VKING	3	1,10	1,16	1,27							
PRKAB	3	0,83	1,67	2,37							
TUKAS	3	3,20	3,26	3,33							
LINK	3	8,05	8,38	8,65							
ELITE	3	25,51	25,57	25,88							
MARMR	3	7,22	7,64	8,24							
RGYAS	3	36,94	37,20	37,50							
ULUSE	3	80,45	80,50	80,51							
SRVGY	3	16,77	16,83	16,88							
AKBNK	2	45,94	46,29								
AZTEK	2	0,23	0,32								
AKENR	2	0,17	0,21								
BESLR	2	2,34	2,35								
A1CAP	2	8,55	8,69								
CEMAS	2	1,33	1,40								
AKCNS	2	76,78	76,79								
BJKAS	2	6,41	6,68								
EDIP	2	1,27	1,35								
BSOKE	2	12,12	12,46								
BTCIM	2	7,27	7,35								
DUNYH	2	2,75	3,83								
EDATA	2	3,21	3,84								
IHAAS	2	32,51	32,71								
DESA	2	2,47	2,60								
DOHOL	2	25,56	25,67								
GARFA	2	1,02	1,10								
DCTTR	2	2,76	2,87								
IEYHO	2	14,87	14,89								
BRKSN	2	0,17	0,18								
GUBRF	2	11,52	11,65								
KZGYO	2	1,18	1,23								
GSDDE	2	1,53	1,86								
CATES	2	7,34	7,67								
ICBCT	2	3,03	3,08								
GRNYO	2	2,22	2,28								
OZRDN	2	1,79	1,87								
GOZDE	2	0,63	0,65								
LRSHO	2	1,42	1,67								
MHRGY	2	3,31	3,41								
INFO	2	2,53	2,73								
TRALT	2	27,98	28,24								
KZBGY	2	8,37	8,52								
DGNMO	2	1,78	1,82								
PAHOL	2	5,11	5,16								
IHGZT	2	0,92	1,21								
TKNKA	2	0,89	3,27								
TATGD	2	10,51	10,81								
LIDER	2	12,06	13,16								
DOGUB	2	0,31	1,39								
SAHOL	2	34,77	35,19								
INVES	2	7,38	7,45								
PLTUR	2	0,23	0,25								
HEDEF	2	0,25	0,52								
TUREX	2	1,52	1,75								
MOPAS	2	12,89	13,10								
ONRYT	2	4,23	4,41								
TRHOL	2	0,53	0,54								
SVGYO	2	1,38	2,76								
GOLTS	2	8,48	8,57								
SNICA	2	0,72	0,73								
INDES	2	15,68	15,86								
VEYAS	2	4,85	6,02								
OSTIM	2	2,19	2,24								
TMSN	2	3,63	3,65								
FZLGY	2	1,50	1,51								
TSPOR	2	3,00	3,09								

İşaretli olan hisselerin detayları için lütfen bilgilendirme notuna bakınız.

GÜNLÜK YABANCI ORANLARI TABLOSU

YABANCI ORANI GRAFİKLERİ BIST-50 İÇİN

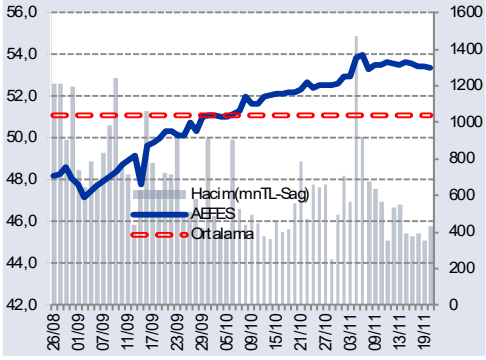

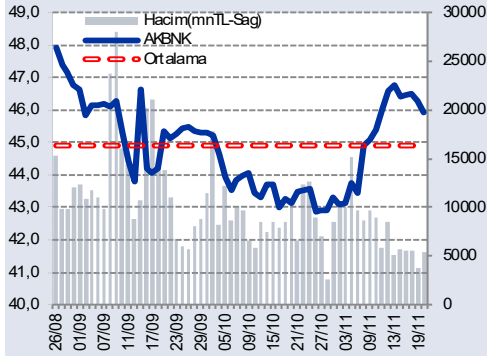

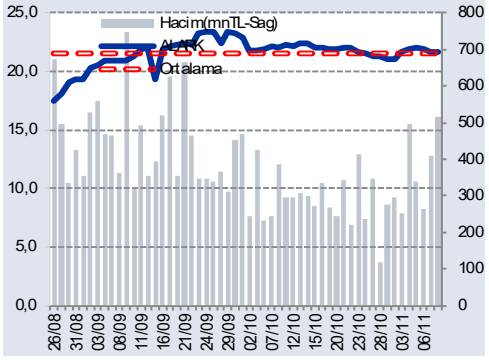

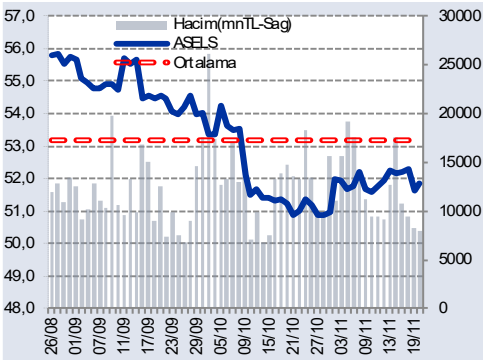

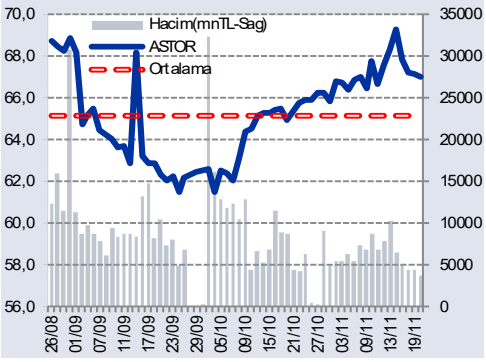

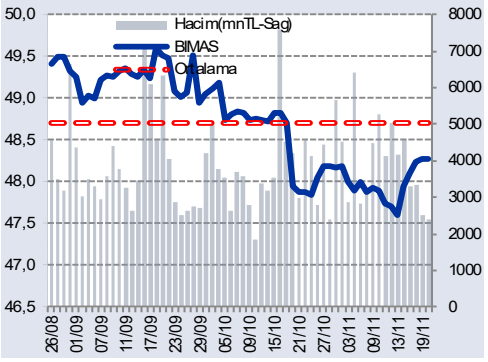

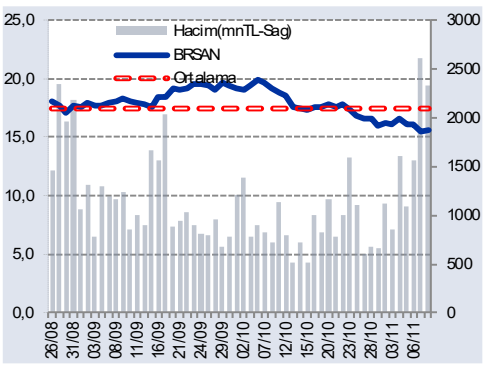

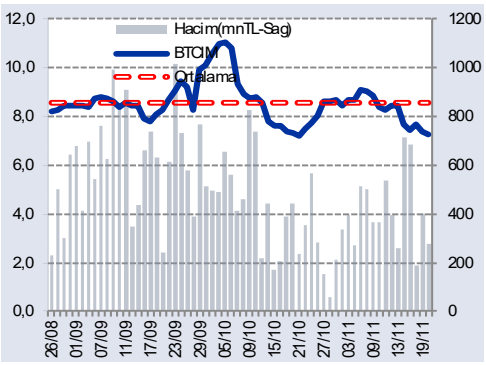

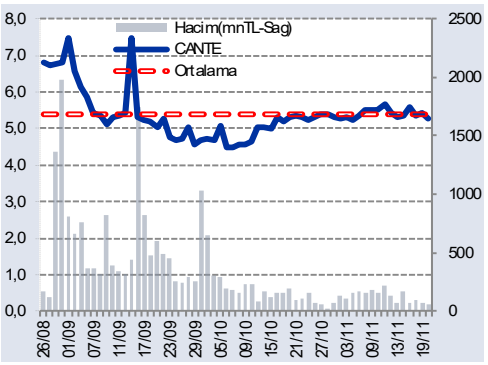

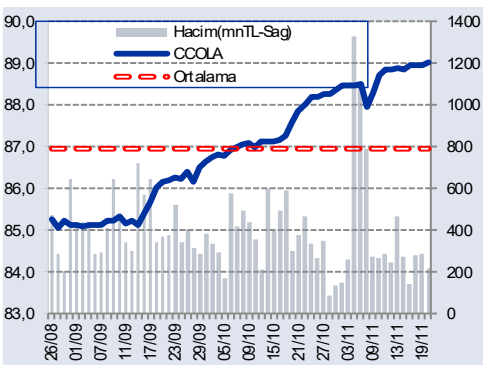

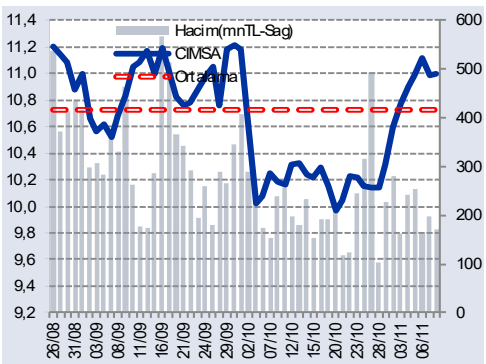

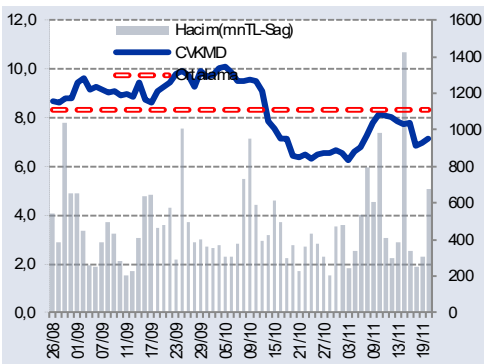

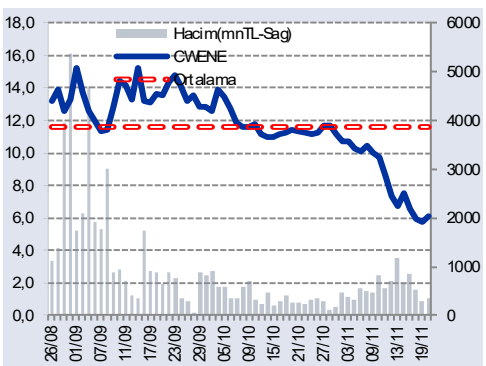

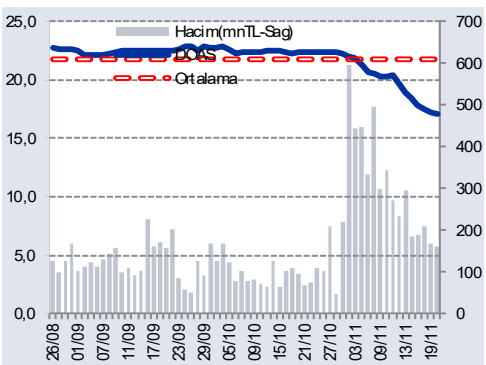

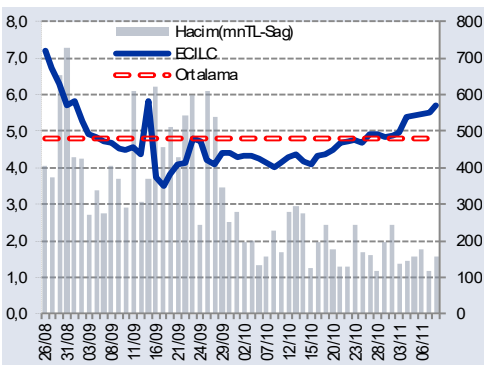

Detaylı bilgi için lütfen sayfanın sonundaki önemli notlar ve derecelendirme notuna bakınız.

GÜNLÜK YABANCI ORANLARI TABLOSU

YABANCI ORANI GRAFİKLERİ BIST-50 İÇİN

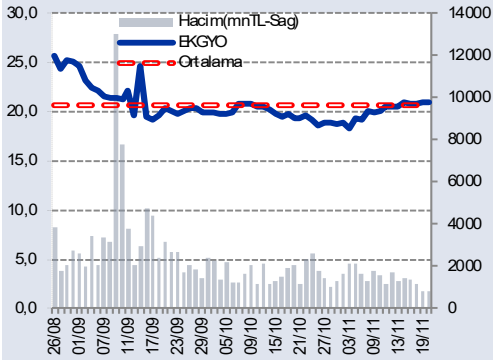

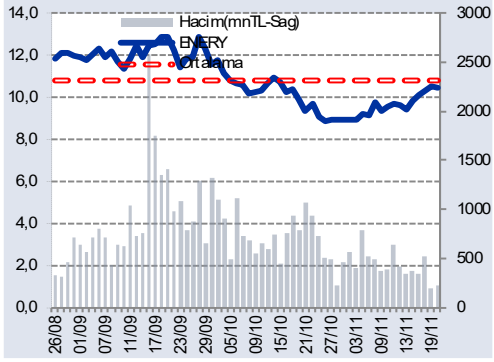

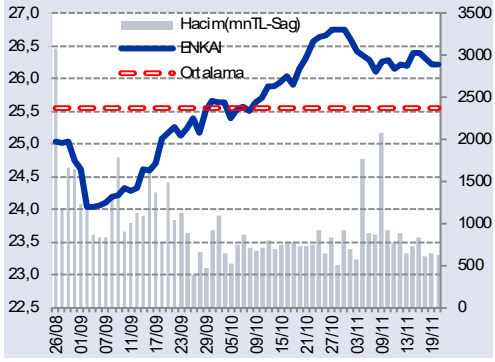

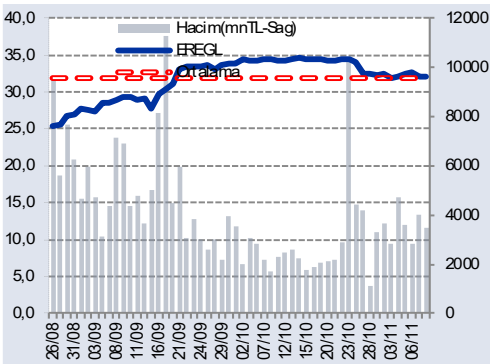

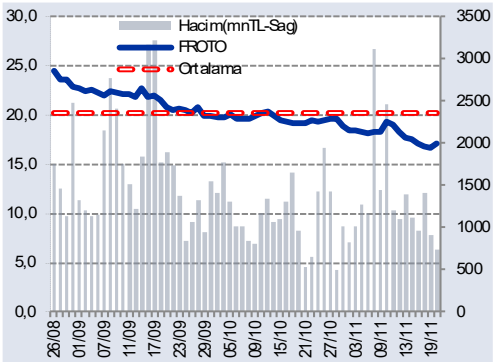

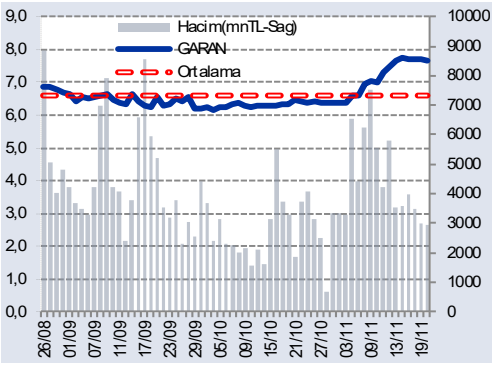

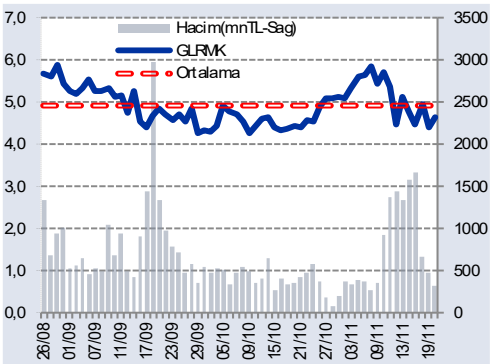

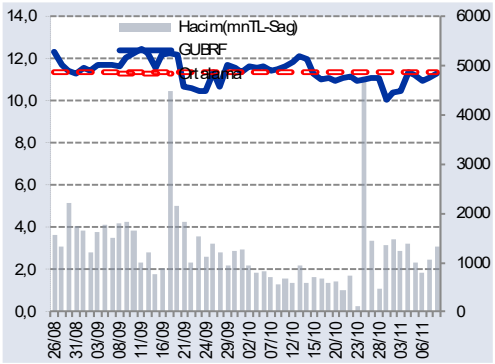

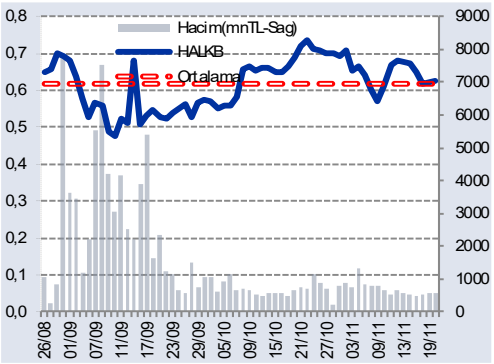

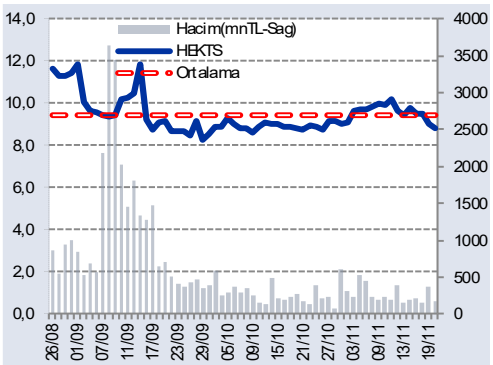

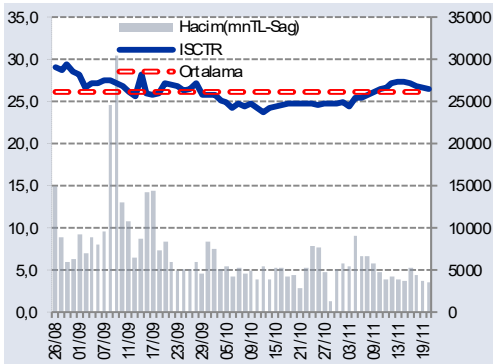

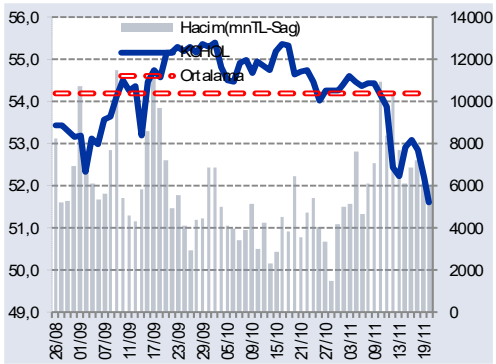

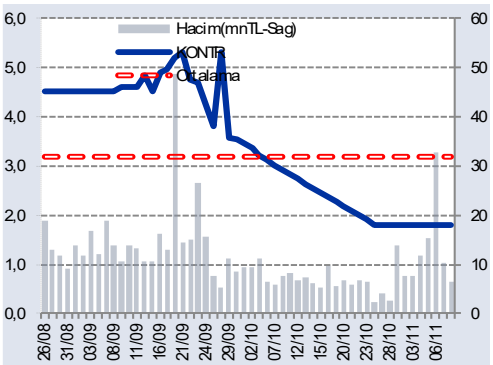

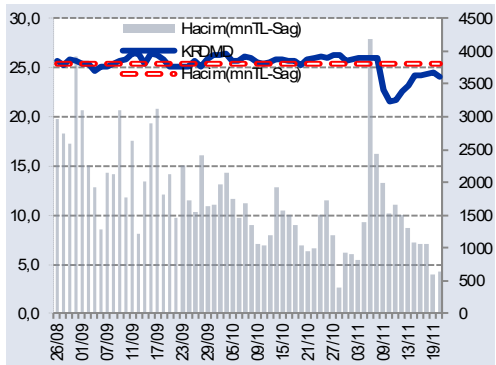

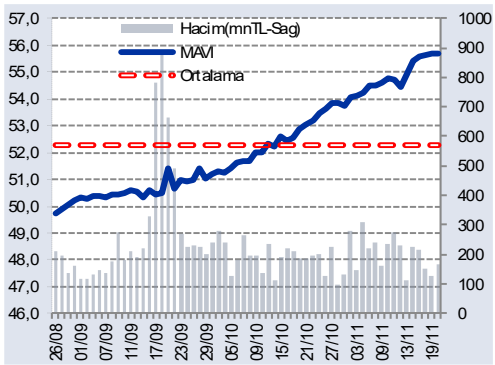

Lütfen raporun uşunsonunda yer alan bilgilendirme notuna bakınız.

GÜNLÜK YABANCI ORANLARI TABLOSU

YABANCI ORANI GRAFİKLERİ BIST-50 İÇİN

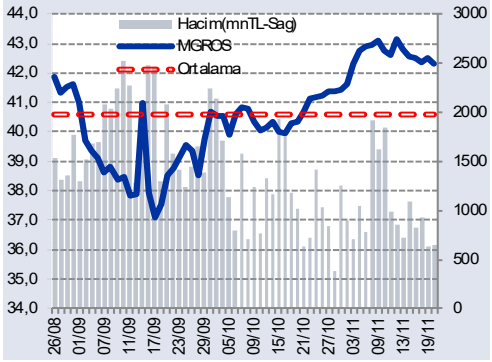

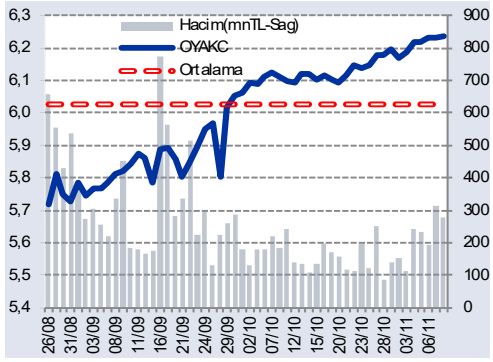

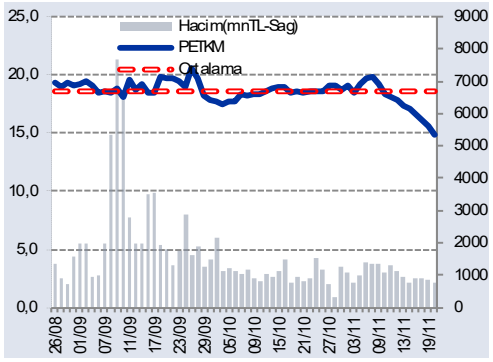

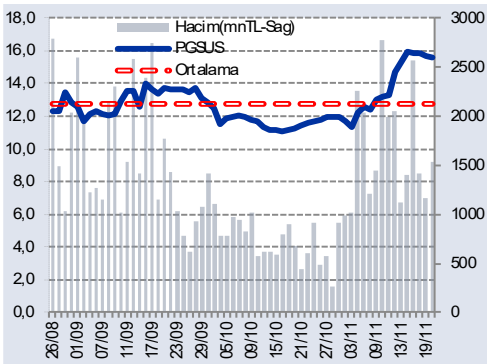

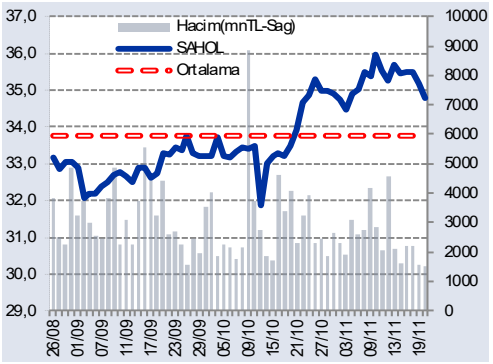

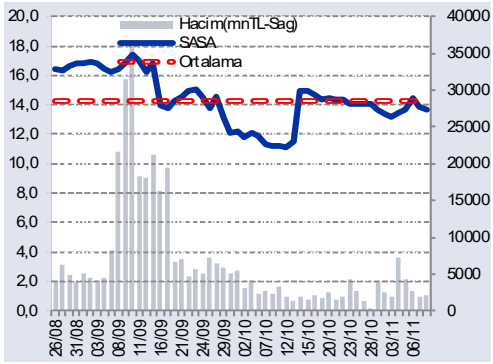

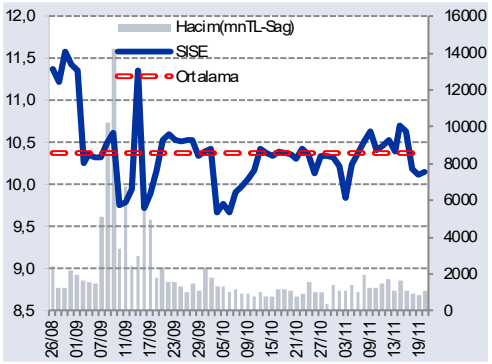

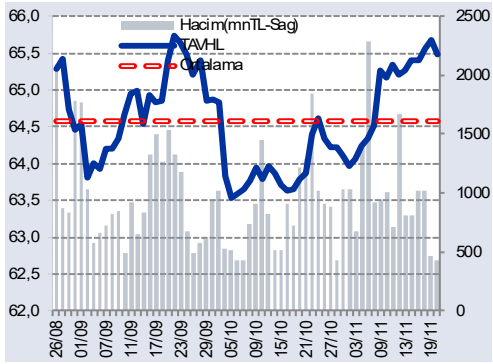

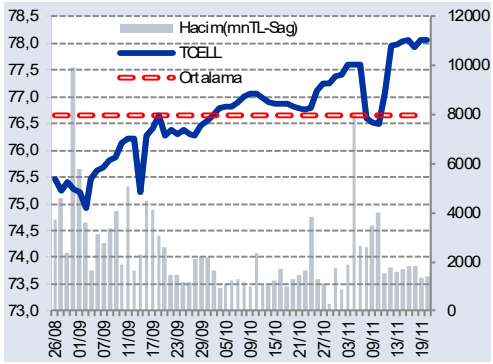

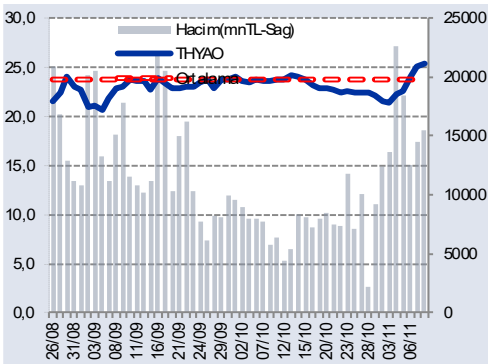

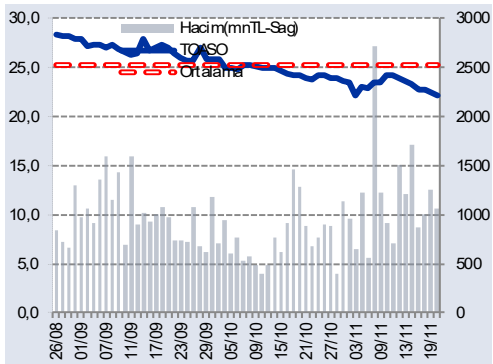

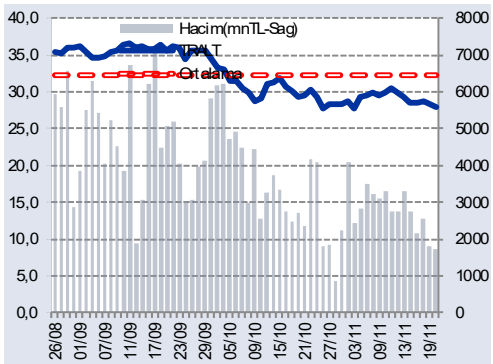

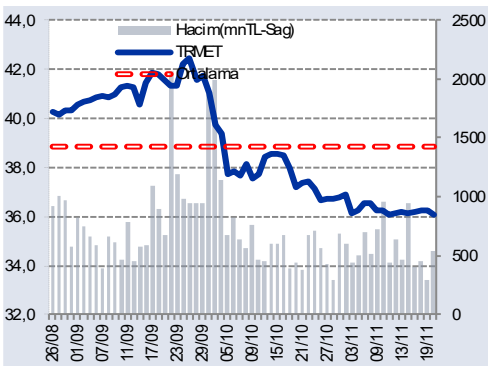

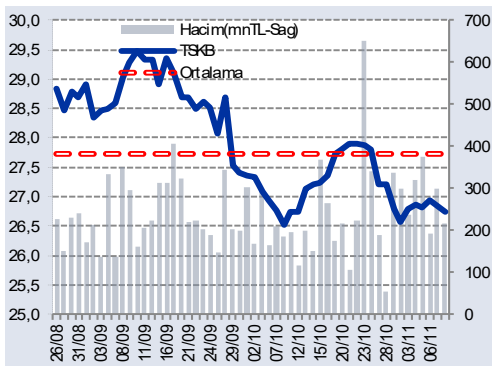

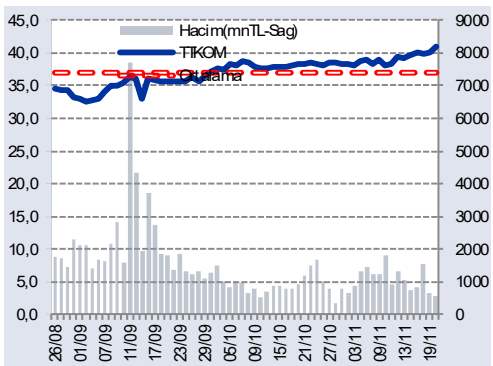

İşlemlerden mutlu kalınsın ve yeni alan bilgilendirme notuna bakınız.

GÜNLÜK YABANCI ORANLARI TABLOSU

YABANCI ORANI GRAFİKLERİ BIST-50 İÇİN

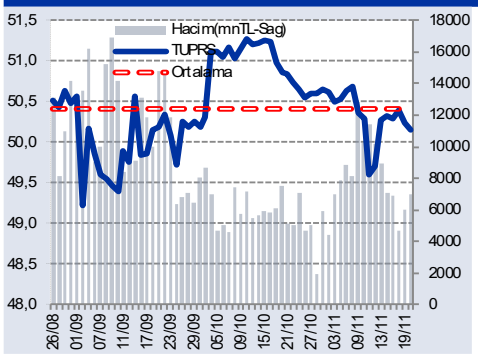

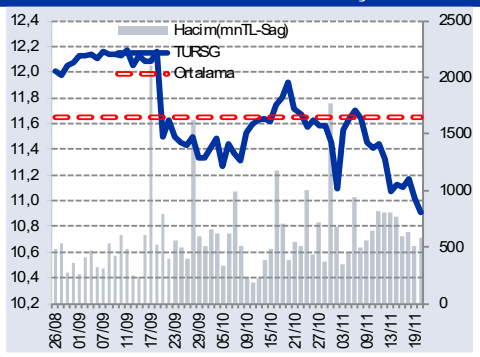

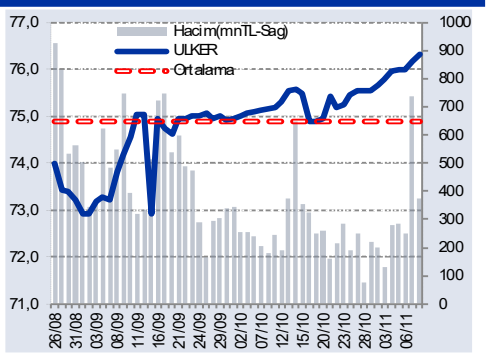

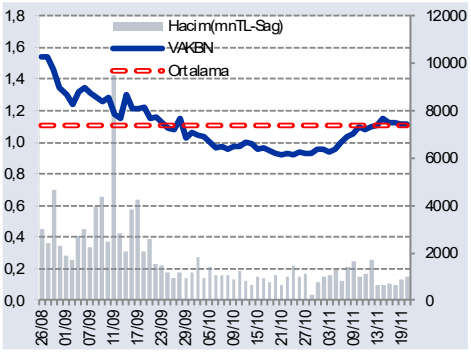

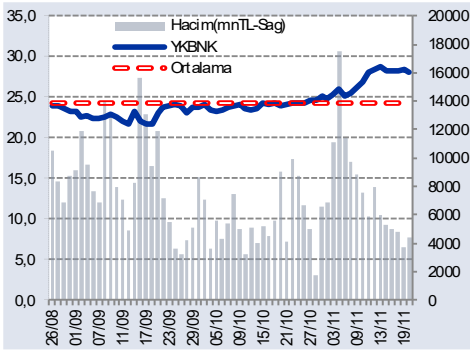

Lütfen tabloyu muşuhisun ça yer alan bilgilendirme notuna bakınız.

GÜNLÜK YABANCI ORANLARI TABLOSU

Bilgilendirme notu: Seçilmiş aracı kurumların takas toplamları ile hesaplanmaktadır. Farklı kurumlarda tutulan yabancı takasları olabilir, bu durum hisseler için hesaplanan oranlarda farklılıklar yaratabilir.

Öneri bilgilendirmesi: İş Yatırım Menkul Değerler A.Ş.'nin (İş Yatırım) BIST'te halka açık şirketler için AL, TUT ve SAT yönündeki önerileri BIST-100 endeksinin (endeks) beklenen getirisine göre değerlendirilmektedir. Tüm bu öneriler İş Yatırım Araştırma Bölümü analistleri tarafından şirketlerin ileride elde edeceği tahmin edilen karları, nakit akımları ve bilançolarına göre bağımsız olarak değerlendirilir. Ek olarak, analistler koşulların elverişsiz olduğu veya doğru değerlendirme yapmanın mümkün olmadığı durumlarda bazı hisse senetleri için geçici olarak GÖZDEN GEÇİRİLİYOR önerisi verebilirler. Münferit her şirket için yatırım önerisi sırasıyla belirtilen şu kriterlere göre değerlendirilir;

İŞ Yatırım Hisse senedi tavsiye metodolojisi:
Artış Potansiyeli > %25 : AL
%10 < Artış Potansiyeli < %25 :TUT
Artış Potansiyeli < %10 : SAT

Her sınır değeri için analist +/- %5 kanaat kullanabilmektedir.

Burada yer alan bilgiler İş Yatırım Menkul Değerler A.Ş. tarafından bilgilendirme amacı ile hazırlanmıştır. Yatırım bilgi, yorum ve tavsiyeleri yatırım danışmanlığı kapsamında değildir. Yatırım danışmanlığı hizmeti; aracı kurumlar, portföy yönetim şirketleri, mevduat kabul etmeyen bankalar ile müşteri arasında imzalanacak yatırım danışmanlığı sözleşmesi çerçevesinde sunulmaktadır. Burada yer alan yorum ve tavsiyeler, yorum ve tavsiyede bulunanların kişisel görüşlerine dayanmaktadır. Herhangi bir yatırım aracının alım-satım önerisi ya da getiri vaadi olarak yorumlanmamalıdır. Bu görüşler mali durumunuz ile risk ve getiri tercihlerinize uygun olmayabilir. Bu nedenle, sadece burada yer alan bilgilere dayanarak yatırım kararı verilmesi beklentilerinize uygun sonuçlar doğurmayabilir.

Burada yer alan fiyatlar, veriler ve bilgilerin tam ve doğru olduğu garanti edilemez; içerik, haber verilmeksizin değiştirilebilir. Tüm veriler, İş Yatırım Menkul Değerler A.Ş. tarafından güvenilir olduğuna inanılan kaynaklardan alınmıştır. Bu kaynakların kullanılması nedeni ile ortaya çıkabilecek hatalardan İş Yatırım Menkul Değerler A.Ş. sorumlu değildir.

Lütfenlapor umuzunsonunda yer alan bilgilendirme notuna bakınız.